

TRADE

15 January 2020

Non-oil imports decline as demand remains weak

India's trade deficit in Dec'19 narrowed to US\$ 11.3bn from US\$ 12.1bn in Nov'19 as imports fell by (-) 8.8% vis-à-vis (-) 1.8% decline in exports. Weak domestic demand resulted in (-) 12.2% decline in non-oil-non-gold imports. Capital goods imports fell by (-) 16.5% in Dec'19 and (-) 11.2% in FYTD20. With growth improving in FY21, non-oil-non-gold imports should stabilise. Exports too are likely to improve as global trade tensions ease. Given foreign inflows into India, we expect INR to remain stable.

Sameer Narang

+91 22 6698 5713

chief.economist@bankofbaroda.com

Aditi Gupta

aditi.gupta3@bankofbaroda.com

Sonal Badhan

sonal.badhan@bankofbaroda.com

Exports drop: Export growth in Dec'19 fell further to (-) 1.8% from (-) 0.3% in Nov'19. This was driven by sharp fall in exports of organic chemicals (-5.1% versus +2.5% in Nov'19), agriculture items (-3.4% versus 1.5%) and engineering goods (-1.2% versus 6.3%). Owing to higher oil prices (+13% YoY in Dec'19), contraction in oil exports eased to (-) 4.2% from (-) 13.1% in Nov'19. In FYTD20, exports have contracted by (-) 2% versus +10.2% in FYTD19. Region wise, exports to Asia-Pacific (ex-China) and Europe continue to contract. We expect exports to show a mild pick-up in FY21 compared with FY20.

Non-oil-non-gold imports contract sharply: Imports contracted for the 7th straight month at (-) 8.8% in Dec'19 compared with (-) 12.7% in Nov'19. The slower pace of contraction was led by oil imports which declined by (-) 0.8% in Dec'19 versus (-) 18.2% in Nov'19. Gold imports declined by (-) 3.9% in Dec'19 (6.6% in Nov'19). However, non-oil-non-gold imports fell by (-) 12.2%, sharpest decline in 44-months, versus (-) 12% in Nov'19. Within this, imports of pearls and precious metals (-12.0% versus +24.8% in Nov'19) and transport equipment (-30.1% versus -48.5%) contracted the most. However, imports of vegetable oils (16.2%), agricultural products (11.4%) and machinery (3%) rose.

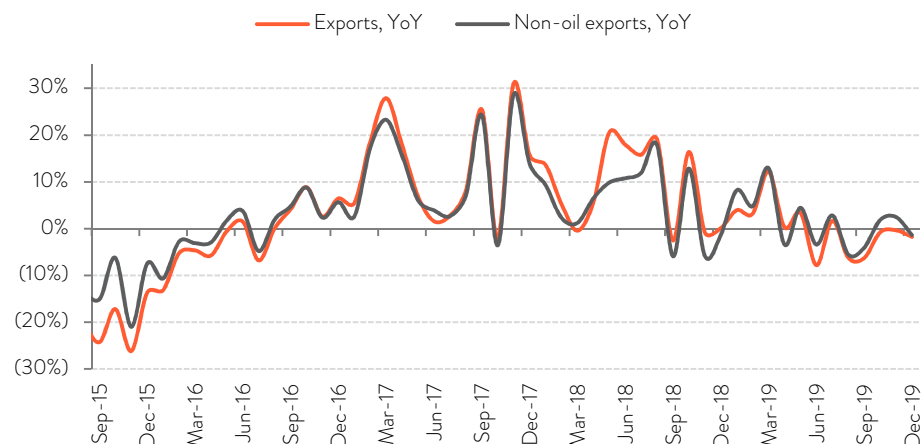
Trade deficit narrows: India's trade deficit narrowed sequentially to US\$ 11.3bn from US\$ 12.1bn in Nov'19 despite higher oil prices as non-oil-non-gold imports contracted sharply. In FYTD20, trade deficit is now lower by US\$ 26.5bn compared with last year as non-oil-non-gold imports have contracted by (-) 7% compared with increase of 8% last year. Both exports and imports are likely to show a mild uptick as both global and domestic demand improves next year. However, trade deficit and CAD will remain well within limits. This along with foreign inflows implies INR will remain stable. Higher global oil prices due to geo-political tensions remain a key risk to this view.

KEY HIGHLIGHTS

- Exports fell by (-) 1.8% versus (-) 0.3% in Nov'19.
- Imports decline by (-) 8.8% compared with (-) 12.7% in Nov'19.
- Trade deficit narrows to US\$ 11.3bn versus US\$ 12.1bn in Nov'19.

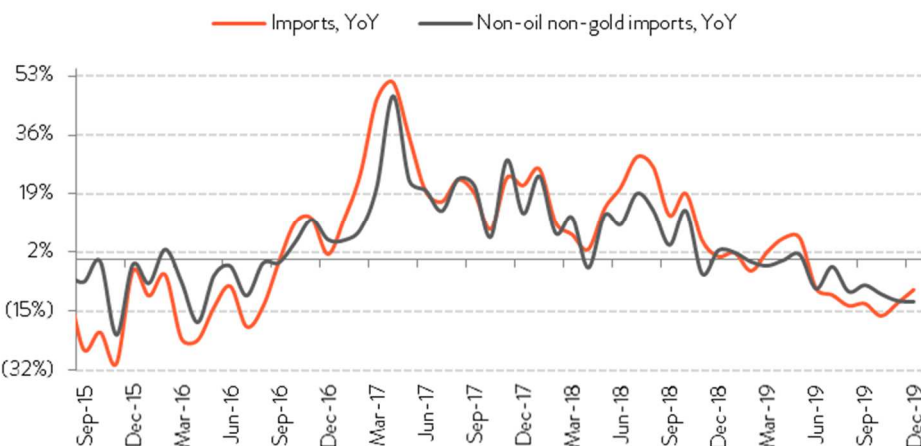


FIG 1 – EXPORTS DECLINE AT A FASTER PACE



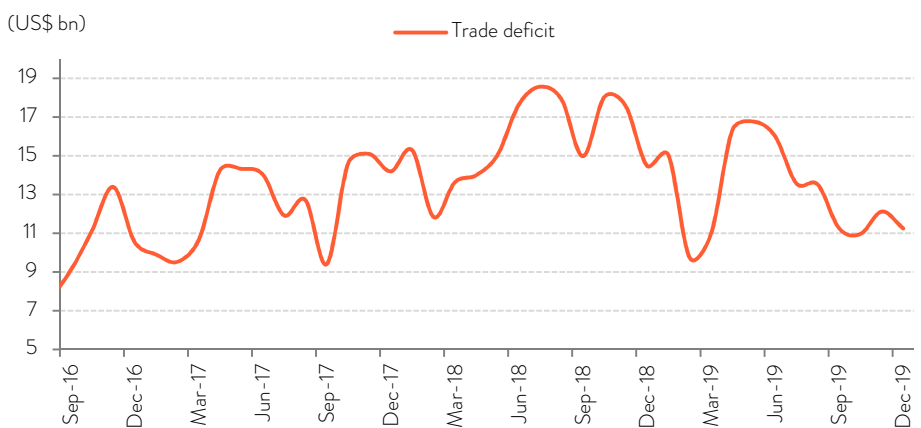
Source: CEIC, Bank of Baroda Research

FIG 2 – NON-OIL-NON-GOLD IMPORTS CONTINUE TO CONTRACT



Source: CEIC, Bank of Baroda Research

FIG 3 – TRADE DEFICIT NARROWS TO US\$ 11.3BN



Source: CEIC, Bank of Baroda Research

Disclaimer

The views expressed in this research note are personal views of the author(s) and do not necessarily reflect the views of Bank of Baroda. Nothing contained in this publication shall constitute or be deemed to constitute an offer to sell/ purchase or as an invitation or solicitation to do so for any securities of any entity. Bank of Baroda and/ or its Affiliates and its subsidiaries make no representation as to the accuracy; completeness or reliability of any information contained herein or otherwise provided and hereby disclaim any liability with regard to the same. Bank of Baroda Group or its officers, employees, personnel, directors may be associated in a commercial or personal capacity or may have a commercial interest including as proprietary traders in or with the securities and/ or companies or issues or matters as contained in this publication and such commercial capacity or interest whether or not differing with or conflicting with this publication, shall not make or render Bank of Baroda Group liable in any manner whatsoever & Bank of Baroda Group or any of its officers, employees, personnel, directors shall not be liable for any loss, damage, liability whatsoever for any direct or indirect loss arising from the use or access of any information that may be displayed in this publication from time to time.

Visit us at www.bankofbaroda.in



For further details about this publication, please contact:

Economics Research Department

Bank of Baroda

+91 22 6698 5713

chief.economist@bankofbaroda.com