



Bank of Baroda (UK) Limited

Annual Report and Financial Statements
For the year ended 31 March 2024

Company Registration No: 10826803

Table of Contents

	Page
Company Information	3
Chairman's Statement	4
Strategic Report	6
Directors' Report	15
Statement of Directors' Responsibilities	17
Independent Auditor's Report	18
Income Statement	24
Statement of Comprehensive Income	25
Balance Sheet	26
Statement of Changes in Equity	27
Notes to the Financial Statements	28

Company Information

Directors	<p>Lalit Tyagi (appointed – 18 October 2023) Chairman and Non-Executive Director</p> <p>Sanjiv Chadha (resigned – 30 June 2023) Chairman and Non-Executive Director</p> <p>Joydeep Dutta Roy (resigned – 30 January 2024) Chairman designate and Non-Executive Director</p> <p>Madhur Kumar Managing Director</p> <p>Martin C Say (resigned – 31 August 2024) Independent Non-Executive Director</p> <p>David Robert Price Independent Non-Executive Director</p> <p>Soumilya Datta Independent Non-Executive Director</p> <p>Arun Aggarwal (resigned – 1 April 2024) Deputy Managing Director</p>
Registered number	10826803
Registered office	32 City Road London United Kingdom EC1Y 2BD
Auditors	Forvis Mazars LLP 30 Old Bailey London EC4M 7AU

Chairman's Statement

I present the Annual Report and Financial statements of Bank of Baroda (UK) Limited ("The Bank") for the year ended 31 March 2024 against a backdrop of the strategic decision taken by the Bank to exit the UK retail banking market, in the form of a solvent wind down (SWD).

Strategic Update

Following the decision taken in the previous financial year, by the UK and the Group Board, the year was primarily dominated by the SWD while also completing the regulatory remediation exercises already underway. With regard to SWD, the first quarter was focussed on obtaining final agreement of the UK Regulators for our SWD plans and the formal launch took place on 10th July 2023 with a Town Hall announcement to all staff. Thereafter, the focus has been on the closure of all current and deposit accounts, the run-down of the loan book and the operational wind down, including closure of all branches, except London Main office and Southall branch, and the initiation of the staff redundancy program. By the end of the financial year, the SWD was well advanced, and the Bank is now working with the Regulators to apply for regulatory approval to surrender its deposit taking licence. The loan book and operations will continue to run down thereafter and through subsequent phases the Bank will move to a final winding up of the legal entity.

Performance

In the context of SWD programme of the Bank, along with overall climate of uncertainty in the UK and around the globe, the Bank posted a loss before tax of £6.12 million, loss after tax of £5.54 million. While the performance has deteriorated compared to last year's profit after tax of £5.27 million, it must be seen in the context of ongoing SWD and remediation programmes of the Bank. To generate appropriate liquid resources to enable the repayment of the bank's depositors, the corporate investment portfolio was sold thereby crystallising a loss on investments of £4.76m through the P&L. In addition, due to SWD, there was increased operating expenses as the Bank engaged consultants and advisors, and incurred reorganisation and other costs associated with reductions in its operations. The Bank ceased new lending and did not renew existing loan facilities, leading to a decrease in customer advances by 80.18% to £45.48 million from £229.47 million in the prior year. Customer deposits reduced by 92.65% as the Bank stopped renewing and accepting new deposits and incentivised deposit holders to withdraw their deposits, with savings and deposit accounts formally closed on 12 January 2024. Current and Savings Account ("CASA") deposits to total deposits ratio increased from 45.47% at 31 March 2023 to 85.42% at 31 March 2024 as the bank sought to reduce the level of long term funding. Investments in Government and corporate bonds decreased by 72.68% during the year as the Bank liquidated these assets in order to repay depositors in line with its SWD strategy.

During the year, the Bank successfully transitioned its USD Libor customers to alternative risk-free rates in accordance with regulatory timelines.

Although the prolonged conflict in Ukraine has had a global impact, and the recent Israel-Gaza crisis, the Bank is not significantly exposed to either Ukraine, Russia, Israel or Gaza, directly or indirectly with respect to credit risk. Whilst, the economic impact of inflation, higher interest rates and cost of living increases are being felt across the world, this is having marginal impact on the bank given its wind down activities.

Financial Risk from Climate Change

Climate change poses a risk to lives and livelihoods; it also poses a risk to business models and financial assets. But climate change is also a commercial opportunity for entrepreneurs and businesses working to introduce ideas and solutions that make the green transition possible. It is an opportunity for us to reinvent our economies to make them more resilient and sustainable.

The Bank carried out a climate change risk assessment for its advances portfolio and, in the light of SWD and it has concluded that the Bank's exposure up to 2030 will be insignificant and minimal up to 2050.

Stakeholders


The Bank works closely with our regulators the Prudential Regulatory Authority and Financial Conduct Authority ('PRA' and 'FCA') and are focused and committed on maintaining transparent and compliant relationships and would like to thank them for their support, particularly in the planning for and progress with the Bank's decision to wind down its deposit taking activities.

Looking Ahead

The Board of Directors is continuously engaged with the management team to achieve business goals which benefit all stakeholders. With the support of the shareholder and through actions taken by Management and the

Board, the Bank will continue to ensure that its depositors' interests are fully protected and that it remains solvent throughout the wind down process. Whilst the difficult decision has been taken to discontinue the Bank's business activities, the Bank is committed to supporting its staff in every way it can. Staff welfare continues to be a key priority for the Bank and will continue to be so during the upcoming closure of operations wherever possible. The Bank owes a special thanks to our customers and employees for their professionalism and support during this difficult year.

Finally, I and the rest of the Board would like to express our sincere gratitude to Mr Sanjiv Chadha, the former Chairman, who also represented the parent on the UK Board. Mr Chadha made a significant contribution to the strategic direction of the Bank during its period of economic and regulatory challenges and in developing its revised strategy. I would also like to thank Mr Martin Say for his significant contribution to the bank and its Board since his appointment and to Mr Joydeep Datta Roy, who took over as Chairman during the year and who have now also moved on.



Lalit Tyagi
Chairman and Non-Executive Director
20 December 2024

Strategic report for the year ended 31 March 2024

The Directors present their strategic report for the year ended 31 March 2024 for the Bank.

The Bank is authorised by the Prudential Regulation Authority (the 'PRA') and regulated by the Financial Conduct Authority (the 'FCA') and the PRA. The Bank commenced its commercial operations in December 2018.

The business strategy of the Bank was centred around serving the financial needs of the Indian diaspora in the UK, the increased globalisation of the Indian economy leading to growing trend of Indian corporations expanding overseas for business and funding requirements and UK based companies looking to trade with and invest in India. The Bank has decided to wind down its retail business activities in the UK. Accordingly, the customers were advised to withdraw the deposits and syndicated loans were disposed off. The Bank has also closed 7 of its branches in April and May 2024.

Strategic objectives

The Bank focused its efforts on specific business segments which were aligned with its core competencies and strengths and consistent with the risk appetite of the Bank. During the year, as described in the Chairman's statement, the Bank executed the strategic decision taken by the Board to wind down its activities. The Bank's primary objectives now are:

1. To undertake a solvent wind down (SWD) of the Bank's business activities as efficiently and effectively as possible, minimising any impact or disruption this might cause to its customers and to ensure they are treated fairly and assisted appropriately through this process.
2. To ensure that the risks inherent in the next phase of the Bank's strategy are subject to robust controls and appropriate risk, compliance, and governance oversight.
3. To ensure that staff and other stakeholders impacted by the revised strategy are treated with respect and kept informed of the Bank's plans and how this affects them and fully supported at this difficult time.

Financial Review

The Bank commenced its operations in December 2018 with Tier-1 share capital of £5 million, increased to £150 million as at 31 March 2024, which was entirely contributed by Bank of Baroda Limited (the parent Bank).

Net interest income of the Bank decreased from £22.74 million in 2022-23 to £20.29 million in 2023-24. This was primarily due to the reduction in banking activities due to SWD programme. The Bank made an annual loss before tax of £6.12 million in 2023-24, decreased from profit before tax of £6.49 million in 2022-23. Net loss reported at £5.54 million in 2023-24 from profit of £5.27 million in 2022-23.

The assets size of the Bank reduced from £804.44 million at March 2023 to £214.11 million at March 2024. The Bank has focused its efforts in repaying its depositors as part of the SWD. As a result, total customer deposits were £41.74 million at March 2024, compared to £568.26 million at March 2023.

Given the Bank's strategy to wind down its activities, new lending was ceased, except where committed facilities had been previously agreed. In addition, the exposures in the syndication loan portfolio were either sold or refinanced to third parties, existing facilities were not renewed on maturity and other loans allowed to refinance to other lenders. As a result, total customer advances were £45.48 million at 31 March 2024, reducing by 80.18% on the prior year.

Key Performance Indicators

The financial performance for the financial year 2024 is summarised in the following table:

Key Performance Indicators (%)	2023-24	2022-23
Net Interest Margin (NIM) (Net interest income / Average earning assets)	4.48%	2.76%
Cost to Income Ratio (Operating cost / Total operating income)	135.54%	71.94%
Return on Capital Employed	(3.73%)	3.17%
Credit to Deposit Ratio (Loans and advances to customers to Customer deposits)	108.95%	40.38%
Core Tier-1 Ratio (Common equity Tier 1 capital / Total risk weighted assets)	180.84%	37.81%

Total Capital Ratio (Own funds / Total risk weighted assets)	180.84%	37.81%
Liquidity Coverage Ratio	1,892.19%	382.98%
Leverage Ratio (Core capital to total assets)	76.59%	19.83%
Net Stable Funding Ratio	411.80%	239.90%

Profitability

The profit before tax for the Bank decreased from £6.49 million in 2022-23 to a loss before tax £6.12 million in 2023-24. The Bank's loss after tax for the year amounted to £5.54 million (2023: Profit after tax £5.27 million). The cost to income ratio increased to 135.54% (2023: 71.94%), primarily due to operational costs increasing from £17.25 million to £22.02 million as the Bank incurred additional expenses related to SWD and remediation.

Whilst net interest income decreased due to reduced interest income, net interest margin increased to 4.48% (2023: 2.76%), primarily due to successive increases in Bank of England's base rate from 4.25% in March 2023 to 5.25% in March 2024 and reductions in higher-cost term deposits as these deposits matured or were withdrawn early under the SWD process..

Capital Resources

The Bank's capital adequacy ratio (CAR) was 180.84% as at 31 March 2024 (2023: 37.81%), which is comfortably higher than regulatory requirements. The increase in CAR reflects a reduction in risk weighted assets of certain corporate and institutional exposures due to the reduction in the asset base. The Bank maintains an internal capital buffer on top of prudential capital requirements set by the Regulators. The Bank's regulatory capital resources under CRD IV were £165.57 million at 31 March 2024 (2023: £159.45 million). The Bank's leverage ratio was 76.59% at 31 March 2024 (2023: 19.83%).

Liquidity Resources

The Bank's Liquidity Coverage Ratio (LCR) was maintained higher than minimum regulatory requirements of 100%, set by the Regulators, throughout the year. LCR was 1,892.19% as at 31 March 2024 (2023: 382.98%) reflecting comfortable short term liquidity held to manage the SWD process and repay depositors on demand.

Prior to the commencement of the SWD, the Bank's principal activities and products, which are now in run off, were as follows:

Principal Activities and Business Model

The Bank delivered its corporate and retail banking products and services through 9 branches located in England, though as part of the SWD, 7 of these branches were closed to customer operations during the financial year. The Bank offered a range of products to its customers covering retail, corporate and commercial banking, and treasury services.

Retail Banking:

The Bank offered personal current accounts, personal savings accounts, business current accounts, fixed deposits, and services for international payments. On the asset side, products including buy-to-let finance, development finance and business loans were offered to customers.

Corporate and Commercial Banking:

The Bank's corporate business aimed to support Indian businesses operating in the UK and UK businesses with interests in India. It also provided business finance and finance against property to SME customers.

Treasury:

The treasury function focuses on managing funding and market and liquidity risk while optimising returns. The Bank does not undertake any proprietary trading activities. The Bank maintains a High-Quality Liquid Assets (HQLA) portfolio of investments and manages its liquidity within predetermined limits as per regulatory norms and to ensure sufficient liquidity to repay its depositors as the bank winds down its activities. The Bank reviews its asset-liability maturity mismatches and interest rate positions on an ongoing basis and maintains liquidity gaps and interest rate positions within prescribed limits, which are monitored by the Asset and Liability Committee (ALCO).

Economic Outlook

According to the World Economic Outlook (WEO) report published in April 2024, economic activity was surprisingly resilient through the global disinflation of 2022-23. As global inflation descended from its mid-2022 peak, economic activity grew steadily, defying warnings of stagflation and global recession. Growth in employment and incomes held steady, reflecting supportive demand developments including greater-than-expected government spending and household consumption and a supply-side expansion amid, notably, an unanticipated boost to

labour force participation. The unexpected economic resilience, despite significant central bank interest rate hikes aimed at restoring price stability, also reflects the ability of households in major advanced economies to draw on substantial savings accumulated during the pandemic.

On a year-over-year basis, global growth bottomed out at the end of 2022, at 2.3 %, shortly after median headline inflation peaked at 9.4 %. The baseline forecast is for the world economy to continue growing at 3.2 % during 2024 and 2025, at the same pace as in 2023. Global headline inflation is expected to fall from an annual average of 6.8 % in 2023 to 5.9 % in 2024 and 4.5 % in 2025, with advanced economies returning to their inflation targets sooner than emerging market and developing economies. Given the reduced activities of the bank under SWD and limited direct or indirect exposure to any overseas assets or liabilities, global economic conditions have a limited impact on the bank's balance sheet now.

Growth in the United Kingdom is projected to rise from an estimated 0.1 % in 2023 to 0.5 % in 2024, as the lagged negative effects of high energy prices wane, then to 1.5 % in 2025, as disinflation allows financial conditions to ease and real incomes to recover.

The Bank of England's Monetary Policy Committee (MPC) sets monetary policy to meet the 2% inflation target, and in a way that helps to sustain growth and employment. At its meeting on 31 July 2024, the MPC reduced the Bank Rate at 5.00%, which was further reduced to 4.75% on 7 November 2024. Twelve-month CPI inflation was at the MPC's 2% target in both May and June. CPI inflation is expected to increase to around 2¼% in the second half of this year, as declines in energy prices last year fall out of the annual comparison, revealing more clearly the prevailing persistence of domestic inflationary pressures. Private sector regular average weekly earnings growth has fallen to 5.6% in the three months to May, and services consumer price inflation has declined to 5.7% in June. GDP has picked up quite sharply so far this year, but underlying momentum appears weaker. These recent changes in macro-economic conditions, whilst they should relieve some of the pressures on affordability for customers to service their loans and on increases in operational costs, given the reduced size of the bank's activities, cost base and balance sheet they will only have a marginal impact on the bank.

The Bank is closely monitoring the economic conditions in the UK and in India, and ongoing geopolitical tensions including conflicts in the Middle East, Ukraine, and the recent Israel-Gaza crisis, and will take corrective actions as and when required. The Bank tested a market wide stress from economic uncertainties as part of its annual Internal Capital Adequacy Assessment Process (ICAAP) and Internal Liquidity Adequacy Assessment (ILAAP) processes and the Bank can demonstrate it is well positioned to be able to withstand the situation effectively and efficiently. In consideration of the challenging global economic environment along with the Covid-19 pandemic, Brexit impact, and SWD the Bank took a cautious approach towards new lending up until the point at which new lending ceased.

Principal risks and uncertainties

The principal risks and uncertainties the Bank is exposed to are capital risk, credit risk, market risk, operational risk, liquidity risk, foreign exchange risk, interest rate risk, climate change risk, specific operational risks arising from SWD and risk from a protracted conflict in Ukraine, Israel and Gaza war.

Credit Risk

Credit risk is the risk of financial loss as a result of the failure of a counter-party to meet its obligations. The main credit risk that the Bank faces relates to its exposure to banks and corporates from loan syndications, inter-bank lending and advances to corporate and retail borrowers. The Board of Directors has delegated the management of credit risk to the Board Credit Committee. At the executive level, credit risk is managed and reported through the Credit Risk Evaluation Committee (CREC) and Credit Approval Committee (CAC). Credit risk is explained in detail in note 19.

Market Risk

Market risk is the risk that changes in market prices such as interest and foreign exchange rates will affect the Bank's income or the value of its holdings. The Board sets the market risk tolerance levels which are managed by the Treasury department. Capital is allocated against market risk in accordance with regulatory requirements. Market Risk is managed and reported through the ALCO and Risk Management Committee (RMC). Market risk is explained in detail in note 19.

Interest Rate Risk

Interest rate risk arises from financial instruments where interest income from assets and interest expense on liabilities are exposed to movements in interest rates on different bases. Interest rate risk is managed by matching and monitoring the yield and duration exposure built into the Bank's balance sheet. Interest rate risk is explained in detail in note 19.

Foreign Exchange Risk

Foreign exchange risk is the risk that changes in foreign currency exchange rates will affect the Bank's income or the value of its assets and liabilities. The objective of foreign currency risk management is to manage and control foreign currency positions and maintain these positions within the parameters set by the Board of Directors. It is not the Bank's intention to keep significant open positions on its own account, but rather to minimise the impact of adverse foreign exchange movements. Foreign exchange risk is explained in detail in note 19.

Operational Risk

Operational risk is the risk of loss resulting from inadequate or failed internal processes, people and systems, cyber security risk or from external events. Overview of operational risk is undertaken by the Board Risk and Compliance Committee and ultimately the Board of Directors, who retain overall responsibility. The operational risk management framework is developed by the Risk Management Department, and the implementation of controls to address operational risk is part of the line managers' day to day responsibility under overall governance by the Risk Management Committee (RMC). Operational risk has been identified as one of the key risks in the course of pursuing the wind-down of the business. This is a specific area of focus for the Board wind-down sub-Committee that was introduced earlier in the year.

Capital is allocated by the Bank against Operational risk in accordance with the Bank's ICAAP.

Capital Risk

This is the risk of maintaining inadequate capital buffers as a result of rapid business growth and/ or significant expected/ unexpected losses leading to an erosion in capital of the Bank. The ALCO of the Bank is charged with managing the balance sheet of the Bank and maintaining the capital adequacy within approved risk appetite limits.

Liquidity Risk

Liquidity risk is the risk the Bank does not have sufficient resources available to meet its obligations as they fall due or can only secure such resources at higher cost than ordinarily expected. The Bank's approach to managing liquidity is to ensure that it will always have sufficient available financial resources to meet its liabilities when due, under normal and stressed conditions, without any unacceptable losses or risk to the Bank's reputation. The Bank conducts an ILAAP which has been approved by the Board of Directors. The ILAAP describes how the Bank manages its liquidity within predetermined limits and how it maintains a buffer of High-Quality Liquid Assets (HQLA) to ensure that it will be able to meet its liabilities during times of stress. Liquidity Risk is primarily measured using the Liquidity Coverage Ratio (LCR) and managed under overall governance of ALCO. Liquidity risks have also been specifically considered within the Bank's plans for a solvent wind down that commenced subsequent to the financial year end. Liquidity risk has been specifically identified as the key risks in the course of pursuing the wind-down of the business. This is a specific area of focus for the Board wind-down sub-Committee that was introduced earlier in the year.

Liquidity risk is explained in detail in note 19.

Climate Change Risk

The PRA issued supervisory statement SS3/19 in 2019, which set out its expectations for firms in relation to managing the financial risks from climate change. Climate related risks were classified as either physical (impact of physical changes as a result of climate change, such as increasing flooding, sea level rise or extreme weather events) or transition (risk arising from adjustments to a low-carbon economy). Firms were expected to develop a strategic approach, considering:

- Governance;
- Risk Management;
- Scenario Analysis; and
- Disclosure.

A Dear CEO letter was issued in July 2020, following thematic work completed by the PRA. This provided best practice examples for firms and also confirmed firms should fully embed their approaches to managing climate related risks by the end of 2021.

Other guidance was provided by HM Treasury and the PRA on disclosures, the Bank of England on climate change scenarios and the UK Government on its net zero strategy.

The Bank completed a review of the impact of climate risk on its portfolio and this has confirmed that the direct and indirect financial impact is not material.

The Bank a Climate Change Champion monitors climate risk through the Board Risk and Compliance Committee and at the executive level through the Risk Management Committee.

The Bank carried out a climate change risk assessment for its advances portfolio and it was concluded that Bank's exposure up to 2030 was insignificant and minimal up to 2050 and is unlikely to impact the Bank prior to its winding up.

Risks from SWD

In July 2023, the Bank announced to all staff members of its intention to undertake a solvent wind down of its operations. Under the initial stages of the wind down process, the Bank focussed on the closure of its deposit accounts, reducing its credit portfolio, selling of investments, closure of some branches and reducing operational costs.

The principal risk the Bank has faced during this wind down is the risk of not having sufficient liquidity to repay the depositors as and when requested. Operational risk and legal and Regulatory risks, particularly to ensure the bank's Consumer Duty obligations are met, have also been key risks from the SWD process.

Conflict in Ukraine and Israel and Gaza Crises

The Bank has no significant direct exposures to Russia, Belarus, Ukraine, Israel or Gaza. In addition, the Bank made reasonable inquiries from its significant counterparties about their exposures to Russia, Belarus, Ukraine, Israel or Gaza and have not found any evidence of significant indirect exposures either.

However, the broader economy has faced significant stress due to higher prices for commodities like food and energy pushing up supply side inflation, disrupted trade and supply chains impacting international trade and the humanitarian impact of people displaced due to war. The Bank cannot be immune to these global risks and will strive to manage and mitigate these as it winds down its activities fully.

Principal uncertainties facing the Bank

As detailed earlier in this Report, the Bank has implemented various strategic decisions which are resulting in the sale or contraction of the Bank's products and businesses. The final amounts to be received from the sale or redemption of some of the assets and the timing of those asset sales/repayments and the final timing of the exit from the Bank's business activities are subject to uncertainty.

Regulatory Environment

The Bank is subject to the CRD V framework, which implements capital requirements in the revised European Union Basel III framework. The Bank complies with the capital requirements of CRR II and CRD V (Basel III), as set out in the PRA's approach document to banking supervision mainly covering the composition and quality of capital. The CRR II / CRD V guidelines have been implemented by the Bank from 1 January 2022. The Bank complies with the capital requirements of CRR II and CRD V (Basel III), making important amendments in a number of areas including large exposures, leverage ratio, liquidity, market risk, counterparty credit risk, as well as reporting and disclosure requirements, composition and quality of capital.

In CP16/22, the PRA set out its proposals to implement the parts of the Basel III standards that remain to be implemented in the UK. The PRA refers to them as the 'Basel 3.1 standards'.

The PRA published PS 17/23 – implementation of the Basel 3.1 standards near-final part 1 in Dec 2023. This followed the regulator's consultation on the same topic in November 2022.

The objective of the Basel 3.1 reforms is to reduce variability in risk weighted assets (RWAs) by reducing the use of internal models and improving the risk sensitivity of standardised approaches. The policy statement covers the final rules for market risk, credit valuation adjustment risk and operational risk. The implementation deadline was 1 January 2026 with a 4 year transition which ends on 31 December 2029.

The following reforms are set out in the near-final policy statement of Dec 2023:

- the interim capital regime for smaller banks;
- market risk standards;
- credit valuation adjustment (CVA) and the counterparty credit risk framework;
- operational risk standards; and
- the interaction with Pillar 2.

On 12 September 2024, the PRA published PS9/24 – Implementation of the Basel 3.1 standards near-final part 2 providing some minor clarifications and corrections to the near-final rules published within PS17/23. These have been incorporated into the parts of the comprehensive Near-final PRA Rulebook instrument, covering all of the Basel 3.1 standards, included in Appendix 2: (i) the Market Risk Parts (Trading Book (CRR) Part, Market Risk: Advanced Standardised Approach (CRR) Part, Market Risk: Internal Model Approach (CRR) Part), (ii) the Credit Valuation Adjustment Risk Part, and (iii) the Counterparty Credit Risk (CRR) Part. This included a revised implementation deadline of 1 January 2026 with a 4 year transition which ends on 31 December 2029.

The PRA has not made final rule instruments at this stage because HM Treasury (HMT) is required to first revoke the relevant parts of the Capital Requirements Regulation (CRR). HMT will make commencement regulations to revoke the relevant provisions of the CRR before the PRA can replace them in PRA rules. Once the commencement regulations have been made, the PRA intends to make all the final policy materials, rules, and technical standards (covering the areas in this near-final PS and those in PS17/23) in a single, final PS.

The PRA estimates that Tier 1 capital requirements for large firms will increase by less than 1% at the end of the transitional period on 31 December 2029. Given the bank's solvent wind down and the time for implementation of these new regulations, the impact of these changes on the bank is expected to be negligible.

In January 2024, the PRA, published a Dear CEO letter to PRA regulated international banks active in the UK. In the letter, the PRA notes that a common theme underpinning its 2024 priorities is the need for robust governance, risk management and controls at firms to enable the effective and proactive identification, assessment and mitigation of risks in an increasingly challenging and changeable operating environment. It reminds boards and executives that they should continuously challenge themselves to ensure they have appropriate structures, processes, capabilities and information in place within their own governance and risk management frameworks.

The Bank continuously reviews, monitors and assess the impact of the changes in Regulatory requirements and expectations on its governance, people, processes and IT systems requirements and how these are also impacted by SWD with key objectives timelines and deliverables for any changes required.

Capital and Risk Management

Effective risk governance is a key component of the Bank's business strategy. The management of risk is the ultimate responsibility of the Board of Directors, and the Board is supported by an independent risk management department and Board and management sub-committees.

Board Risk and Compliance Committee (BRCC): The BRCC is a sub-committee of the Board. It is the Bank's apex risk committee with delegated authority from the Board to agree appetites, frameworks and policies and to monitor all of the Bank's risks. The objective of the Committee is to establish oversight of the overall compliance and risk management functions, including credit, market, operational and liquidity risk, together with regulatory and legal compliance. The Committee aims to effectively monitor the risks arising in the Bank across business lines, product areas and geographies and, more generally, to monitor procedures and identify solutions to minimise or mitigate those risks. The Committee meets quarterly or more frequently as circumstances dictate.

BRCC is chaired by an INED and meets quarterly or more frequently as circumstances dictate.

Board Audit Committee (BAC): The BAC is a sub-committee of the Board and has delegated authority from the Board to agree the Bank's Internal audit universe, risk management of the universe and annual internal and external audit plan, to review and agree the annual report and accounts, to review and monitor the outcomes of external audit, and to monitor and provide guidance to "third line" of defence activity in the Bank. The objective of the Committee is to provide oversight of the Bank's financial affairs and related control arrangements and review reports submitted by Internal Audit. The BAC also ensures and monitors independence of the External Auditors.

The BAC is chaired by an INED and meets quarterly or more frequently as circumstances dictate.

Board Remuneration and Nominations Committee (BRNC): The BRNC has delegated authority from the Board to regularly review the structure, size, composition and succession (including the skills, knowledge, experience, and diversity) of the Bank's Board and its Executive and Senior Management team and make recommendations to the Board with regard to any development needs or changes arising from skill sets or filling vacancies to the Board.

The Committee is chaired by an INED and meets quarterly or more frequently as circumstances dictate.

Board wind-down sub Committee: The Board wind-down sub Committee was established during the year and has delegated authority from the Board to oversee the planning and execution of the Bank's wind-down of its business activities.

The Committee is chaired by an INED and meets every fortnight or as frequently as circumstances dictate.

Management Committee (MANCO): The MANCO is the apex executive committee of the Bank charged with managing day to day operations of the Bank in accordance with regulatory framework, board guidance and approved risk appetite. MANCO reports to the Board.

The MANCO is chaired by the Managing Director.

Risk Management Committee (RMC): The RMC is an Executive Level Committee and reports to BRCC. RMC is responsible for overseeing the overall Risk management of the Bank including Credit, Market, Operational, Conduct, Legal and Reputational risks. Some of these risks may be delegated to other committees to manage at a micro level. It is also responsible for reviewing and recommending the Bank's risk appetite to BRCC.

RMC is chaired by the Chief Risk Officer.

Asset and Liability Committee (ALCO): The ALCO is an Executive Level Committee and reports to Manco and BRCC. The objective of the Committee is to oversee the capital, liquidity, and Interest Rate Risk of the Bank. It is also responsible for Balance Sheet Management and ensuring that the Bank is compliant with all regulatory requirements on liquidity and capital.

The ALCO is chaired by the Managing Director.

Compliance and Financial Crime Committee (CFCC): The CFCC is an executive level committee charged with monitoring the implementation of the Compliance Plan, review of conduct and financial crime risk including anti-money laundering activities. It also monitors, communicates and mitigates risks arising from data protection rules.

The CFCC is chaired by the Chief Compliance Officer.

Three Lines of Defence:

A "three lines of defence" model has been adopted by the Bank for the effective oversight and management of risks across the Bank.

First Line of Defence: Functions, teams, and branches in the first line undertake frontline operational and support activities. In their day-to-day activities, these teams take risks which are managed through the effective design and operation of controls. Each Head of First Line Function/Teams carries responsibility for ensuring that activities undertaken are within the Bank's risk appetite.

Specific responsibilities of the first line of defence include:

- Embedding risk management frameworks, policies and sound risk management practices into standard operating procedures.
- Adhering to frameworks, policies and procedures set by the Board.
- Reporting on the performance of risk management activities (including ongoing risk identification, assessment, mitigation, monitoring and reporting).
- Accounting for the effectiveness of risk management in operation including ensuring that procedures and controls are operating in a consistent and ongoing basis in order to effectively manage risks.

Second Line of Defence: The Risk Management and Compliance Functions are independent risk management functions and are a key component of the Bank's second line of defence. The Risk Management Department and the Compliance Department are responsible for setting the risk appetite and developing KRIs and appropriate MI for ongoing assessment and monitoring of risk-taking activities across the Bank. The second line focuses on monitoring and review and is responsible for:

- Developing and monitoring the implementation of risk management frameworks, policies, systems, processes, and tools.
- Ensuring that risk management frameworks, policies, systems, processes, and tools are updated and reviewed periodically and that these are communicated effectively to the First line.

- Ensuring that the above frameworks and tools cover risk identification, assessment, mitigation, monitoring and reporting and that they are being implemented.
- Establishing an early warning system including appropriate thresholds for monitoring and reporting breaches of the Bank's Risk Appetite
- Influencing or challenging decisions that give rise to material risk exposure.
- Reporting via the Chief Risk Officer to BRCC, on all these items, including risk mitigating actions, where appropriate.
- Oversight, effectiveness and ensuring implementation.

Third Line of Defence: The third line of defence comprises Internal Audit, which is responsible for:

- Independently reviewing the design and operating effectiveness of the Bank's internal controls, risk management and governance systems and processes.
- Periodically assessing the Bank's overall risk governance framework, including, but not limited to an assessment of:
 - The effectiveness of the Risk Management and Compliance Functions.
 - The quality of risk reporting to the Board and Senior Management.
 - The effectiveness of the Bank's system of internal controls.
- Providing independent assurance to the Board on the above.
- Recommending improvements and enforcing corrective actions and assigning respective action owners where necessary.
- Reporting to the Board Audit Committee on the status and progress of the above.

Section 172 Statement

The Directors of the Bank, both individually and collectively, have acted in accordance with their duties codified in law, which include their duty to act in the way in which they consider, in good faith, would be most likely to promote the success of the Bank for the benefit of its members as a whole, having regard to the stakeholders who include, the shareholders, customers, suppliers, employees, regulators, communities and environment affected by our Bank and matters set out in section 172(1) of the Companies Act 2006. In Particular:

Shareholders: The Bank is a 100% subsidiary of Bank of Baroda, India, the parent bank. The Directors appreciate the engagement and support of the shareholders through its nominees on the Board. The Bank reports its financial results to shareholders on a quarterly basis in addition to reporting to the parent bank its annual Financial Statements. Monthly performance reporting is also undertaken, along with other ad hoc reporting and presentations and meetings are held as scheduled from time to time among the Directors.

Customers: Our customers are at the focal point of what we do. The Directors have sought to continuously enhance the Bank's customer focus, products, and transactional services. Customer complaints and concerns, if of a material nature, are brought to the notice of the Directors. Executive management / Directors have met with customers, whenever required, which includes direct engagement with key-customers to understand their needs, particularly as a result of the SWD of the Bank's operations. A key decision taken by the Board during the year was to cease deposit taking activities and, therefore any new lending. The actions taken to do this have been taken with the objective of protecting depositors and other creditors and minimising any impact on the Bank's lending customers.

Suppliers: During the year, the Directors have periodically received updates on the Bank's performance against its statutory reporting obligations in respect of the payment of third-party suppliers. Outsourcing agreements and their operations have been reviewed periodically by the Management Committee and a review of the Outsourcing policy has been carried out with an intention to ensure outsourcing efficiency and control in line with FCA material outsourcing guidelines.

Employees: The Bank made a number of arrangements to ensure the health and well-being of its employees such as Working from Home (WFH) arrangements and supporting vulnerable employees. It has ensured proper working conditions in accordance with government guidelines for those employees wishing to work in the Bank's offices. As the bank has implemented its SWD programme, this has necessarily resulted in the redundancy of a number of employees during the year. The Bank had carefully considered this issue and all other factors when considering the redundancy package to be offered under SWD and had approved a redundancy package that is considerably higher than the statutory minimum and in line with best market practice in the U.K.

Regulators: The Directors are focused and committed on maintaining transparent and compliant relationships with regulators and to maintain a compliant culture at all times. The Directors, through oversight and timely

interventions, aim to ensure that any regulatory changes are adopted, embedded and always adhered to. The BRCC has Board level oversight on regulatory, risk & compliance issues. The management team regularly engages with the PRA and the FCA supervisory teams bilaterally and trilaterally, with specific regular meetings with them to provide updates on the progress of the SWD programme, and through industry associations including UK Finance and the Association of Foreign Banks.

Communities and Environment: The Bank is committed to managing the community, environmental and economic impacts of its operations which includes the way it deals with its community and customers, particularly as it has executed its SWD strategy. The Bank caters to these communities and their requirements efficiently and diligently through various channels. These services are administered and monitored by Senior / Top Management and with oversight from the Directors through various committees.

The Bank is committed to protecting the environment and has incorporated the mitigation of climate risk impacts in its credit policy and risk appetite. The Bank is conscious of the requirement of a climate change strategy that is appropriate, fit-for-purpose, and proportionate to its business model as it winds down its activities.

Corporate Governance

The Bank places a strong emphasis on internal governance and maintenance of high ethical standards in its working practices. The Bank's corporate governance framework is driven by the Board, which comprises one Executive Director, one Non-Executive Director representing the Parent, and three independent UK-based Non-Executive Directors.

The Board has collective responsibility for promoting the long-term success of the Bank. While the Executive Directors have direct responsibility for business operations, the Non-Executive Directors are responsible for bringing independent judgement and scrutiny to decisions taken by the Executive Directors.

By order of the Board,



Lalit Tyagi
Chairman and Non-Executive Director



Madhur Kumar
Managing Director

Date: 20 December 2024

Directors' report for the year ended 31 March 2024

The Directors present their report together with the audited financial statements of the Bank for the year ended 31 March 2024.

Directors

The Directors who served the Bank, during the year and at the signing the financial statements, are listed on page 3.

Directors' Indemnities

The Bank provides Directors with qualifying third-party indemnity insurance and reviews the level of cover required.

Results and dividends

The Bank made a loss before tax of £6,116,000 (2023: Profit before tax £6,491,000) during the year. The Directors do not recommend the payment of a dividend for the year (2023: £nil).

Future developments

In 2023, the Board undertook a detailed review of the Bank's financial and operational performance and strategic direction. Given the significant investment that would be required, on top of that already made, to ensure the Bank would meet the Regulatory requirements of operating within the UK and the returns available to the shareholder elsewhere across the Group, the Board took the difficult decision to wind down the Bank's business activities, initially through the repayment of the Bank's current and demand deposit account holders. This decision was taken following a very detailed planning process, in conjunction with the Bank's professional advisors and keeping both the Bank's key Regulatory stakeholders, the PRA and the FCA, fully informed. As a result, from 14 July 2023, the Bank commenced this wind down process and communicated this to all its deposit account holders and other strategic third-party partners. The Bank sold its syndication loans and some of its development finance loans, as well as its corporate bond portfolio in advance of the repayment of depositors. The Bank's other lending business will, for now, continue to operate, though no new business has been written so this activity is in run-off with the last loans contractually to mature in 2031. No new deposits have been accepted by the Bank since the process commenced. Following the commencement of this strategy, during the year (and up to 14 April 2024) the bank successfully returned £458.4m of current, demand and fixed term deposit account balances to customers (representing 28,768 accounts). Following extensive communications to these deposit holders of the requirement to withdraw their funds, effective 12 January 2024 any remaining current and demand savings accounts have effectively been closed. Given the surplus levels of liquidity that these decisions have led to, the Bank has not been actively renewing savings products when they have reached maturity. Whilst the bank's fixed term depositors have been permitted to close their accounts prior to maturity without penalty and re-invest their funds in other banks where the interest rate earned may be significantly higher than they are currently being paid, there has been no forced closure of these accounts. Approximately 98.04% of the fixed term deposits either contractually matured or were redeemed early under this process during 2024 financial year. The last contractual maturity of fixed term deposits is 2027. The Board will seek to find ways of removing these balances from its balance sheet. After which, subject to Regulatory approval, the Bank will surrender its deposit taking licence.

LIBOR transition:

The Bank had established a Libor Transition Committee which was tasked with overseeing the transition of legacy Libor loans in alignment with regulatory and market accepted timelines.

In accordance with regulatory guidelines, the Bank has stopped offering fresh USD Libor loans and transitioned all legacy USD customers to SOFR or alternative benchmarks by 30 June 2023, as per regulatory timelines.

Going concern

In preparing the financial statements, the Directors carry out an assessment of whether it is reasonable to adopt the going concern basis of accounting, taking into account all available information about the future and factors likely to affect the future position of the Bank, including current and projected performance, capital structure and liquidity. As noted above, the Bank's Board has decided to cease all new business activities and to actively pursue a programme to close all current, demand savings accounts and some of its branches.

The Bank's forecasts and projections under a number of scenarios and stresses show that the Bank will be able to operate at adequate levels of both liquidity and capital and the ability to meet its future obligations for the foreseeable future. After the exit or sale of the remaining business activities, it will be the intention of the Directors to liquidate the Bank, and they fully expect this to be achieved in a solvent manner. At this stage the Directors

consider that the financial statements should be prepared on a basis other than going concern. The Directors are monitoring their SWD progress and are satisfied that they have sufficient resources to complete a solvent wind down. The Bank made necessary provision for redundancy, branch closure and other related expenses in view of SWD.

Political donations

No political donations were made during the year (2023: None).

Employees

In formulating its employment policy, the Bank has been guided by its ethical culture and relevant legislation in the United Kingdom.

The Bank is committed to providing equal opportunities to all workers and all job applicants.

It aims to ensure that no job applicant shall receive less favourable treatment on the grounds of sex, age, marital status, sexual orientation, disability, race, colour, religion or belief, nationality, or ethnic origin. All employees are responsible for complying with this policy and for ensuring that the standards of behaviour by the Bank are met at all times.

All staff should expect to work in an environment which is free from harassment, bullying or any other type of intimidation. The Bank strives to create a culture whereby staff can feel confident about raising legitimate concerns about any form of harassment or potential wrongdoing within the workplace relating to areas such as malpractice, breaches of regulations, health and safety issues and environmental concerns. Whistle blowing procedures are in place.

The Bank aims to develop staff to be the best that they can be in their professional work, by encouraging continued personal and professional development within the Bank and through attendance on appropriate external courses. The Bank has performed necessary process of consultation on potential redundancies with the employees due to SWD during the year.

Post balance sheet events

The Board of Directors took the decision to formally wind down the Bank's activities, with an announcement made to deposit holders on 14 July 2023. The Bank has closed 7 branches in April - May 2024 in line with on-going SWD plan. All the activities including customer complaints and customer deposits are managed by Southall branch and London Main office branch of the Bank.

Principal risks and uncertainties

Please refer to Note 19 for a detailed discussion of the Bank's risk management framework.

Disclosure of information to the auditors


Each person, who is a director at the date of approval of this report confirms that;

- so far as the director is aware, there is no relevant audit information of which the Bank's auditors are unaware; and
- director has taken all the steps that he/she ought to have taken as a director in order to make himself / herself aware of any relevant audit information, and to establish that the Bank's auditors are aware of that information.

Auditor

Mazars LLP have expressed their willingness to continue in office.

By the order of the Board,



Lalit Tyagi
Chairman and Non-Executive Director

Date: 20 December 2024



Madhur Kumar
Managing Director

Statement of Directors' responsibilities for the year ended 31 March 2024

The Directors are responsible for preparing the Strategic Report, Directors' Report and the financial statements in accordance with applicable law and regulations.

Company law requires the Directors to prepare financial statements for each financial year. Under that law, the Directors have elected to prepare the financial statements in accordance with applicable law and United Kingdom Accounting Standards, including FRS102 "The Financial Reporting Standards applicable in the UK and Republic of Ireland".

Under company law, the Directors must not approve the financial statements unless they are satisfied that they give a true and fair view of the state of affairs of the Bank, and of the profit or loss of the Bank for that period.

In preparing these financial statements, the Directors are required to:

- select suitable accounting policies and then apply them consistently.
- make judgements and accounting estimates that are reasonable and prudent.
- state whether applicable UK Accounting Standards have been followed, subject to any material departures disclosed and explained in the financial statements; and
- prepare the financial statements on the going concern basis unless it is inappropriate to presume that the Bank will continue in business.

The Directors are responsible for keeping adequate accounting records that are sufficient to show and explain the Bank's transactions and disclose with reasonable accuracy at any time the financial position of the Bank and enable them to ensure that the financial statements comply with the Companies Act 2006. They are also responsible for safeguarding the assets of the Bank and hence for taking reasonable steps for the prevention and detection of fraud and other irregularities.

The directors are responsible for the maintenance and integrity of the Company's website. Legislation in the UK governing the preparation and dissemination of financial statements may differ from legislation in other jurisdictions.

This responsibility statement was approved by the Board of Directors on and is signed on its behalf by:



Lalit Tyagi
Chairman and Non-Executive Director



Madhur Kumar
Managing Director

Date: 20 December 2024

Independent auditor's report to the members of Bank of Baroda (UK) Limited

Opinion

We have audited the financial statements of Bank of Baroda (UK) Limited (the 'Bank') for the year ended 31 March 2024 which comprise the Income Statement, the Statement of Comprehensive Income, the Balance sheet, the Statement of Changes in Equity and Notes to the Financial Statements, including a summary of significant accounting policies.

The financial reporting framework that has been applied in their preparation is applicable law and United Kingdom Accounting Standards, including FRS 102 "The Financial Reporting Standard applicable in the UK and Republic of Ireland" (United Kingdom Generally Accepted Accounting Practice).

In our opinion, the financial statements:

- give a true and fair view of the state of the Bank's affairs as at 31 March 2024 and of its loss for the year then ended;
- have been properly prepared in accordance with United Kingdom Generally Accepted Accounting Practice; and
- have been prepared in accordance with the requirements of the Companies Act 2006.

Basis for opinion

We conducted our audit in accordance with International Standards on Auditing (UK) (ISAs (UK)) and applicable law. Our responsibilities under those standards are further described in the "Auditor's responsibilities for the audit of the financial statements" section of our report. We are independent of the Bank in accordance with the ethical requirements that are relevant to our audit of the financial statements in the UK, including the FRC's Ethical Standard as applied to public interest entities, and we have fulfilled our other ethical responsibilities in accordance with these requirements. We believe that the audit evidence we have obtained is sufficient and appropriate to provide a basis for our opinion.

Emphasis of matter – Basis of preparation other than going concern

We draw attention to Note 2 to the financial statements, which explains that the directors of the Bank consider it appropriate to prepare the financial statements on a basis other than going concern following the Board's decision to pursue a solvent voluntary wind down. Accordingly, the financial statements have been prepared on a basis other than going concern as described in Note 2 to the financial statements.

Our opinion is not modified in respect of this matter.

In auditing the financial statements line accounts, we have challenged and considered the impact of the basis other than going concern in the preparation of the financial statements.

Our responsibilities and the responsibilities of the directors with respect to going concern are described in the relevant sections of this report.

Key audit matters

Key audit matters are those matters that, in our professional judgement, were of most significance in our audit of the financial statements of the current period and include the most significant assessed risks of material misstatement (whether or not due to fraud) we identified, including those which had the greatest effect on: the overall audit strategy; the allocation of resources in the audit; and directing the efforts of the engagement team. These matters were addressed in the context of our audit of the financial statements as a whole, and in forming our opinion thereon, and we do not provide a separate opinion on these matters.

We summarise below the key audit matter in forming our opinion above, together with an overview of the principal audit procedures performed to address the matter and our key observations arising from those procedures.

This matter, together with our findings, was communicated to those charged with governance through our Audit Completion Report.

Key Audit Matter	How our scope addressed this matter
<p>Credit risk: Impairment losses on loans and advances to customers</p> <p><i>Loan loss provision against customers - £1.84m (2023: £1.14m).</i> (Refer to Notes 4, 12 and 19 of the financial statements)</p> <p>Credit risk is an inherently judgmental area due to the use of subjective assumptions and a high degree of estimation in arriving at the year-end collective provision. The Bank accounts for loan loss provision using an incurred loss model. In accordance with FRS 102, management calculates a specific and collective provision.</p> <ul style="list-style-type: none"> • A specific provision is calculated for loans where there is an observable loss event. • A collective provision is recognised for which are impaired as at year-end and whilst not specifically identified as such, are known from experience to be present in any of the loan portfolios. <p>Estimating the collective provision requires judgement in deriving assumptions to be applied in the assessment. The collective provision is derived from a scorecard model that uses a combination of the Bank's experience and external data. There is a risk that the inputs to the scorecard and the assumptions used to determine the provision are not appropriate. The collective provision model is most sensitive to movements in the loss given default (LGD). In addition to modelled impairment, the Bank uses overlays for incremental provisions over stressed accounts as specific provision. There is significant judgment and estimation by the management in determining an appropriate methodology for the specific provision applied due to significant uncertain factors.</p>	<p>Our audit procedures included, but were not limited to:</p> <p>Control Testing</p> <ol style="list-style-type: none"> 1. Assessing the design and implementation and testing the operating effectiveness, of the key controls operating at the Bank in relation to loan monitoring and provisioning. <p>Test of Detail</p> <ol style="list-style-type: none"> 2. Challenging the reasonableness of external data used in the collective provision model and assessing the relevance of this data based on our understanding of the Bank's portfolio; and 3. Performing sensitivity analysis over the key assumptions of LGD. <p>Assessment of the collective provision model</p> <ol style="list-style-type: none"> 4. Performing an independent assessment on internal scorecard ratings for a sample of borrowers. This included challenging management's qualitative assessments, reperformance of data inputs, and calibration of outputs to external credit ratings where available; 5. Independently assessing the level of provision, with consideration to valuation of collateral; 6. Reviewing assumptions used in applying the methodology adopted by the Bank and assessing them for reasonableness; 7. Verifying inputs to source documentation; 8. Testing the mathematical accuracy of the model; and 9. Recalculating the specific provision for accuracy and evaluating its completeness and reasonableness by assessing the collateral valuations. <p>Our observations</p> <p>Based on the work performed, we found that the assumptions used by the management in assessing the collective impairment provision are consistent with the requirements of United Kingdom Generally Accepted Accounting Practice and loan loss provision as at 31 March 2024 is not materially misstated.</p>
<p>Inaccurate calculation of interest income from loans and advances to customers</p> <p>Management identified inaccurate interest income calculations generated by the core banking system during their internal review process. This was due to incorrect setting of loan accounts parameters.</p>	<p>We have not placed reliance on the controls and our audit procedures included, but were not limited to:</p> <ol style="list-style-type: none"> 1. Assessing the design and implementation, of the key controls operating at the Bank; 2. Agreeing the key inputs, such as the loan balance and interest rate, back to the signed

<p>Based on the issue highlighted, considering the voluminous nature of interest computations performed by the system and the potential for material misstatements if there are any system driven inaccuracies, we have considered the risk of recognition of interest income from loans and advances to customers as significant and as a key audit matter.</p>	<p>facility letter for the increased number of samples;</p> <ol style="list-style-type: none"> 3. Independently recalculating a sample of interest income based on the underlying agreements which state the applicable principal and rates determining the interest income and comparing the results with the interest income amount recognised in the system; 4. Testing the nostro reconciliation process and controls and substantively testing the reconciliations as at 31 March 2024; 5. Reviewing and challenging management's assessment and conclusion on its testing of interest calculations of the loan and advances accounts; and 6. Reviewing customer complaint register to identify any indications of inaccurate interest applied to loans and advances to customers. <p>Our observations</p> <p>Based on the work performed, we found that the interest income balance for the year ended 31 March 2024 is not materially misstated.</p>
--	--

Our application of materiality and an overview of the scope of our audit

The scope of our audit was influenced by our application of materiality. We set certain quantitative thresholds for materiality. These, together with qualitative considerations, helped us to determine the scope of our audit and the nature, timing and extent of our audit procedures on the individual financial statement line items and disclosures and in evaluating the effect of misstatements, both individually and on the financial statements as a whole. Based on our professional judgement, we determined materiality for the financial statements as a whole as follows:

Overall materiality	£1,587k (2023: £1,660k)
How we determined it	1% net assets (2023: 1% of net assets)
Rationale for benchmark applied	<p>Net assets are the main focus of the shareholder (the overseas parent) to assess the value of their investment. Furthermore, net assets are an approximation of regulatory capital resources which is a key focus for management, shareholder and regulators as the Bank in under solvent wind down process.</p> <p>The Net Assets as at 31 March 2024 was £164m. Although the final Net Assets was higher than the interim Net Assets of £159m used in interim materiality, we kept materiality at the original absolute value, i.e. £159m.</p>
Performance materiality	Performance materiality is set to reduce to an appropriately low level the probability that the aggregate of uncorrected and undetected misstatements in the financial statements exceeds materiality for the financial statements as a whole.

	<p>We set performance materiality at £952k (2023: £996k) which represents 60% (2023: 60%) of overall materiality having consideration to our understanding of the Bank's control environment.</p> <p>In determining the performance materiality, we considered a number of factors, including the level and nature of uncorrected and corrected misstatements in the prior year and concluded that an amount towards the middle of our normal range was appropriate.</p>
Reporting threshold	<p>We agreed with the Audit Committee that we would report to them misstatements identified during our audit above £47k (2023: £50k) as well as misstatements below that amount that, in our view, warranted reporting for qualitative reasons.</p>

As part of designing our audit, we assessed the risk of material misstatement in the financial statements, whether due to fraud or error, and then designed and performed audit procedures responsive to those risks. In particular, we looked at where the directors made subjective judgements, such as assumptions on significant accounting estimates. We tailored the scope of our audit to ensure that we performed sufficient work to be able to give an opinion on the financial statements as a whole. We used the outputs of our risk assessment, our understanding of the Bank, its environment, controls, and critical business processes, to consider qualitative factors to ensure that we obtained sufficient coverage across all financial statement line items.

Other information

The other information comprises the information included in the Annual Report and Financial Statements other than the financial statements and our auditor's report thereon. The directors are responsible for the other information. Our opinion on the financial statements does not cover the other information and, except to the extent otherwise explicitly stated in our report, we do not express any form of assurance conclusion thereon.

Our responsibility is to read the other information and, in doing so, consider whether the other information is materially inconsistent with the financial statements or our knowledge obtained in the course of audit or otherwise appears to be materially misstated. If we identify such material inconsistencies or apparent material misstatements, we are required to determine whether this gives rise to a material misstatement in the financial statements themselves. If, based on the work we have performed, we conclude that there is a material misstatement of this other information, we are required to report that fact.

We have nothing to report in this regard.

Opinions on other matters prescribed by the Companies Act 2006

In our opinion, based on the work undertaken in the course of the audit:

- the information given in the strategic report and the directors' report for the financial year for which the financial statements are prepared is consistent with the financial statements; and
- the strategic report and the directors' report have been prepared in accordance with applicable legal requirements.

Matters on which we are required to report by exception

In light of the knowledge and understanding of the Bank and its environment obtained in the course of the audit, we have not identified material misstatements in the strategic report or the directors' report.

We have nothing to report in respect of the following matters in relation to which the Companies Act 2006 requires us to report to you if, in our opinion:

- adequate accounting records have not been kept by the Bank, or returns adequate for our audit have not been received from branches not visited by us; or

- the Bank's financial statements are not in agreement with the accounting records and returns; or
- certain disclosures of directors' remuneration specified by law are not made; or
- we have not received all the information and explanations we require for our audit.

Responsibilities of Directors

As explained more fully in the directors' responsibilities statement set out on page 17, the directors are responsible for the preparation of the financial statements and for being satisfied that they give a true and fair view, and for such internal control as the directors determine is necessary to enable the preparation of financial statements that are free from material misstatement, whether due to fraud or error.

In preparing the financial statements, the directors are responsible for assessing the Bank's ability to continue as a going concern, disclosing, as applicable, matters related to going concern and using the going concern basis of accounting unless the directors either intend to liquidate the Bank or to cease operations, or have no realistic alternative but to do so.

Auditor's responsibilities for the audit of the financial statements

Our objectives are to obtain reasonable assurance about whether the financial statements as a whole are free from material misstatement, whether due to fraud or error, and to issue an auditor's report that includes our opinion. Reasonable assurance is a high level of assurance but is not a guarantee that an audit conducted in accordance with ISAs (UK) will always detect a material misstatement when it exists. Misstatements can arise from fraud or error and are considered material if, individually or in the aggregate, they could reasonably be expected to influence the economic decisions of users taken on the basis of these financial statements.

The extent to which our procedures are capable of detecting irregularities, including fraud is detailed below.

Irregularities, including fraud, are instances of non-compliance with laws and regulations. We design procedures in line with our responsibilities, outlined above, to detect material misstatements in respect of irregularities, including fraud.

Based on our understanding of the Bank and its industry, we considered that non-compliance with the following laws and regulations might have a material effect on the financial statements: regulatory and supervisory requirements of the Prudential Regulation Authority (the 'PRA') and of the Financial Conduct Authority (the 'FCA').

To help us identify instances of non-compliance with these laws and regulations, and in identifying and assessing the risks of material misstatement in respect to non-compliance, our procedures included, but were not limited to:

- Gaining an understanding of the legal and regulatory framework applicable to the Bank and the industry in which it operates, and considering the risk of acts by the Bank which were contrary to the applicable laws and regulations, including fraud;
- Inquiring of the directors, management and, where appropriate, those charged with governance, as to whether the Bank is in compliance with laws and regulations, and discussing their policies and procedures regarding compliance with laws and regulations;
- Inspecting correspondence with relevant licensing or regulatory authorities including the PRA and the FCA;
- Reviewing minutes of meetings of the board of directors, of the audit committee and of the risk committee held during the year; and
- Discussing amongst the engagement team the laws and regulations listed above, and remaining alert to any indications of non-compliance.

We also considered those laws and regulations that have a direct effect on the preparation of the financial statements, such as Companies Act 2006 and UK tax legislation.

In addition, we evaluated the directors' and management's incentives and opportunities for fraudulent manipulation of the financial statements, including the risk of management override of controls, and determined that the principal risks related to posting manual journal entries to manipulate financial performance, management bias through judgements and assumptions in significant accounting estimates, in particular in relation to revenue recognition (which we pinpointed to the accuracy and cut-off assertion).

Our procedures in relation to fraud included but were not limited to:

- Making enquiries of the directors and management on whether they had knowledge of any actual, suspected or alleged fraud;
- Gaining an understanding of the internal controls established to mitigate risks related to fraud;
- Discussing amongst the engagement team the risks of fraud;
- Addressing the risks of fraud through management override of controls by performing journal entry testing;
- Being skeptical to the potential of management bias through judgements and assumptions in significant accounting estimates.

The primary responsibility for the prevention and detection of irregularities, including fraud, rests with both those charged with governance and management. As with any audit, there remained a risk of non-detection of irregularities, as these may involve collusion, forgery, intentional omissions, misrepresentations or the override of internal controls. This included the fraud risk in revenue recognition on interest income on loans and advances to customers.

The risks of material misstatement that had the greatest effect on our audit are discussed in the "Key audit matters" section of this report.

A further description of our responsibilities is available on the Financial Reporting Council's website at www.frc.org.uk/auditorsresponsibilities. This description forms part of our auditor's report.

Other matters which we are required to address

Following the recommendation of the audit committee, we were appointed by Bank's Board of Directors on 5 April 2019 to audit the financial statements for the year ended 31 March 2019 and subsequent financial periods. The period of total uninterrupted engagement is 6 years, covering the years ended 31 March 2019 to 31 March 2024.

The non-audit services prohibited by the FRC's Ethical Standard were not provided to the Bank and we remain independent of the Bank in conducting our audit.

Our audit opinion is consistent with our additional report to the audit committee.

Use of the audit report

This report is made solely to the Bank's members as a body in accordance with Chapter 3 of Part 16 of the Companies Act 2006. Our audit work has been undertaken so that we might state to the Bank's members those matters we are required to state to them in an auditor's report and for no other purpose. To the fullest extent permitted by law, we do not accept or assume responsibility to anyone other than the Bank and the Bank's members as a body for our audit work, for this report, or for the opinions we have formed.

Poppy Proborespati

Poppy Proborespati (Senior Statutory Auditor) for and on behalf of Forvis Mazars LLP
Chartered Accountants and Statutory Auditor
30 Old Bailey
London EC4M 7AU

24 December 2024

Income Statement for the year ended 31 March 2024

Income Statement	Note	Year ended 31 March 2024 £000	Year ended 31 March 2023 £000
Interest receivable and similar income	5	22,777	26,209
Interest payable and similar charges	6	(2,482)	(3,469)
Net interest income		20,295	22,740
Fees and commission income	7	383	534
Fees and commission expense		(60)	(48)
Other operating income		148	318
(Loss) / Gain on foreign exchange revaluation		(100)	194
Loss on sale of available for sale investments		(4,758)	-
Total operating income		15,908	23,738
Staff expenses	9	(7,986)	(8,804)
Operating lease	26	(313)	(478)
Depreciation and amortisation	13	(203)	(151)
Administrative expenses		(13,060)	(7,674)
Loan loss provision charge		(462)	(140)
(Loss) / Profit from ordinary activities before tax		(6,116)	6,491
Taxation credit / (charge) on ordinary activities	10	581	(1,225)
(Loss) / Profit for the year		(5,535)	5,266

The notes on pages 28 to 59 are an integral part of these financial statements.

Statement of Comprehensive Income for the year ended 31 March 2024


	Year ended 31 March 2024	Year ended 31 March 2023
Note	£000	£000
(Loss) / Profit for the year	(5,535)	5,266
Other comprehensive income		
Revaluation and recycling of available for sale assets movement	5,605	(1,417)
Deferred tax adjustment on available for sale assets	23 (2,338)	958
Actuarial (loss)/gain on defined benefit pension scheme	5	123
Deferred tax movement relating to actuarial losses on pension scheme	23 -	(24)
Total comprehensive (loss)/income for the year	(2,263)	4,906

The notes on pages 28 to 59 are an integral part of these financial statements.


Balance Sheet
As at 31 March 2024

	Note	2024 £000	2023 £000
Assets			
Cash and balances with banks	11	8,914	51,715
Loans and advances to banks	11	87,000	241,599
Loans and advances to customers	12	45,480	229,472
Debt securities	20, 22	71,235	260,741
Tangible fixed assets	13	336	474
Group tax relief receivable	10	533	-
Other assets	14, 21	367	16,732
Prepayments, and accrued income		239	3,708
Total assets		214,105	804,441
Liabilities			
Bank deposits	15	5,559	60,510
Customer deposits	15	41,743	568,258
Provision for taxation	10	-	1,144
Provision for liabilities	16	1,759	-
Other liabilities	16	1,085	8,439
Deferred tax liabilities	23	204	-
Pension liability	25	-	72
Total Liabilities		50,350	638,423
Equity			
Share capital	17	150,000	150,000
Fair value reserves		(700)	(3,967)
Retained earnings		14,455	19,985
Total equity		163,755	166,018
Total Liabilities and equities		214,105	804,441

The financial statements were approved and authorised for issue on 20 December 2024 and signed on its behalf by:



Lalit Tyagi
Chairman and Non-Executive Director



Madhur Kumar
Managing Director

The notes on pages 28 to 59 are an integral part of these financial statements.

Company number 10826803

Statement of Changes in Equity for the year ended 31 March 2024

	Share Capital £000	Fair value Reserves £000	Retained Earnings £000	Total £000
Balance as at 1 April 2022	150,000	(3,508)	14,620	161,112
Comprehensive income / (expenses) for the year				
Profit for the year	-	-	5,266	5,266
Other comprehensive income / (expenses)	-	(459)	99	(360)
Total comprehensive income / (expenses) for the Year	-	(459)	5,365	4,906
Balance as at 31 March 2023	150,000	(3,967)	19,985	166,018
Comprehensive income / (expenses) for the year				
Loss for the year	-	-	(5,535)	(5,535)
Other comprehensive income	-	3,267	5	3,272
Total comprehensive income / (expenses) for the year	-	3,267	(5,530)	(2,263)
Balance as at 31 March 2024	150,000	(700)	14,455	163,755

The notes on pages 28 to 59 are an integral part of these financial statements.

Notes to the financial statements for the year ended 31 March 2024

1. REPORTING ENTITY

Bank of Baroda (UK) Limited (the "Bank") is a private company limited by shares and incorporated in England & Wales under the Companies Act, 2006. The registered office address is 32 City Road, London, United Kingdom, EC1Y 2BD and the nature of the Bank's operations and its principal activities are set out in the strategic report.

2. BASIS OF PREPARATION

The financial statements have been prepared in accordance with FRS 102 "The Financial Reporting Standard applicable in the UK and Republic of Ireland ("FRS 102") and the requirements of Companies Act 2006.

The financial statements have been prepared on the historical cost basis except that the following assets and liabilities are stated at their fair value; financial instruments and derivatives financial instruments classified at fair value through profit or loss and available for sale assets where fair value gains and losses are recognised as other comprehensive income and reported in fair value reserve within equity. When the investments are sold, the gain or loss accumulated in equity is reclassified to the income statement.

The Bank's functional and presentation currency is the Pound Sterling. Amounts in the financial statements have been rounded to the nearest thousand.

The Bank is a wholly owned subsidiary of Bank of Baroda Limited (the 'Parent'), a company incorporated in India, and is a qualifying entity under FRS 102.

In preparing the separate financial statements of the Bank, advantage has been taken of the following disclosure exemptions available to qualifying entities:

- Preparation of Cash Flow statement, on the basis that it is a qualifying entity.
- No disclosure has been given for the aggregate remuneration of the key management personnel.

The Bank has chosen to apply the recognition and measurement provisions of IAS 39 (as adopted for use in the EU).

As a result of the decision taken to exit and/or sell all business activities within the Bank, as detailed in the Chairman's statement and Directors' Report, the Directors have adopted a basis other than going concern in respect of the preparation of the financial statements. There have been no material changes to valuation of assets, liabilities and equity as a result of adopting this basis.

The preparation of financial statements in compliance with FRS 102 requires critical accounting judgements and estimates to be disclosed. It also requires the Bank's management to exercise judgement in applying the accounting policies. The details have been provided in Note 4.

The Bank has taken advantage of the exemption available under section 33.1A of FRS102 to not disclose transactions with its parent or with members of the same group that are wholly owned.

3. ACCOUNTING POLICIES

The accounting policies set out below have, unless otherwise stated, been applied consistently throughout the year.

Revenue recognition

Fees and commissions income

Fees and commissions income include remittance charges, bills collection charges, placement fees, syndication fees, commitment fees, upfront and management fees, fee for LC charges, processing fees, late payment fee etc. Fees and commission expenses include the transaction fees and services fee in relation to services rendered.

Fees and commissions receivable are recognised to the extent that it is probable that the economic benefits will flow to the Bank and when income can be reliably measured. Fees and commission which forms an integral part of the effective interest rate of a financial instrument is recognised as an adjustment to the effective interest rate and recognised in interest income.

Net interest income and expense

Interest income and expense are recognised in profit or loss using the effective interest method. The 'effective interest rate' ("EIR") is the rate that exactly discounts the estimated future cash payments and receipts through the expected life of the financial asset or financial liability (or, where appropriate, a shorter period) to the carrying amount of the financial asset or financial liability. When calculating the effective interest rate, the Bank estimates future cash flows considering all contractual terms of the financial instrument, but not future credit losses.

The calculation of the EIR includes transaction costs and fees and charges paid or received that are an integral part of the EIR. Transaction costs include incremental costs that are directly attributable to the acquisition or issue of a financial asset or financial liability.

Interest income and expense presented in profit or loss include:

- Interest on financial assets and financial liabilities measured at amortised cost calculated on an effective interest rate basis;
- Interest on available-for-sale assets calculated on an effective interest rate basis.

Tangible fixed assets

Tangible fixed assets are stated at historical cost less accumulated depreciation and any accumulated impairment losses. Historical cost includes expenditure that is directly attributable to bringing the asset to the location and condition necessary for it to be capable of operating in the manner intended by management.

Depreciation on tangible fixed assets is charged so as to allocate the cost of assets less their residual value over their estimated useful lives, using the straight-line method for computer equipment and written down value method for furniture and fittings and leasehold improvements. The estimated useful lives and depreciation rate range as follows:

- Fixtures and fittings – depreciation rates between 18% to 45%
- Leasehold improvements - depreciation rate 26%
- Computer equipment – depreciation rate 33%

The assets' residual values, useful lives and depreciation methods are reviewed and adjusted prospectively, if appropriate, if there is an indication of a significant change since the last reporting date.

Tangible assets are derecognised on disposal or when no future economic benefits are expected. Gains and losses on disposals are determined by comparing the proceeds with the carrying amount and are recognised within 'other operating income' in the Income statement.

Intangible assets

Intangible assets of the Bank include software measured at cost less accumulated amortisation and any impairment in value. Subsequent expenditure on software assets is capitalised only when it increases the future economic benefits embodied in the specific assets to which it relates. All other expenditure is expensed as incurred.

Software is amortised on a straight-line basis in the Income statement over its estimated useful life, from the date that it is available for use. The estimated useful life of software is three years.

Operating leased assets

Leases that do not transfer all the risks and rewards of ownership are classified as operating leases. Payments under operating leases are charged to the profit or loss on a straight-line basis over the period of the lease.

Variation margin

Variation margin is one type of collateral required to protect the Bank to a contract in the event of default by the other counterparty. Under derivative transactions, the Bank has exposure in hedging cross currency risk. The Bank enters FX swaps which carry variation margins based on changes in mark-to-market values and exchange rate movements. The amount of variation margin to be paid / received is determined by the calculation agent.

The variation margin given is treated as part of other assets in balance sheet and variation margin received is considered as other liabilities in balance sheet.

Foreign currency translation

Functional and presentation currency

Items included in the financial statements of the Bank are measured using the currency of the primary economic environment in which the entity operates ('the functional currency').

Transactions and balances

Foreign currency transactions are translated into the Bank's functional currency using the exchange rates prevailing on the day of the transaction. Monetary assets and liabilities denominated in foreign currencies at the balance sheet date are translated to the functional currency at the foreign exchange rate prevailing on the reporting date. Foreign exchange gains or losses resulting from transactions are recognised in profit or loss as part of total operating income.

Cash and balances with banks

Cash and balances with banks include cash in hand and deposits held at call with banks including central banks. Bank overdrafts are shown separately as bank overdraft in other liabilities.

Current and deferred taxation

The tax expense for the period comprises current and deferred tax. Tax is recognised in profit or loss, except that a charge attributable to an item of income or expense recognised as other comprehensive income or to an item recognised directly in equity is also recognised in other comprehensive income or directly in equity respectively.

The current income tax charge is calculated on the basis of tax rates and laws that have been enacted or substantively enacted by the reporting date in the countries where the Bank operates and generates taxable income.

Deferred balances are recognised in respect of all timing differences that have originated but not reversed by the balance sheet date, except:

- The recognition of deferred tax assets is limited to the extent that it is probable that they will be recovered against the reversal of deferred tax liabilities or other future taxable profits.
- Any deferred tax balances are reversed if and when all conditions for retaining associated tax allowances have been met; and

Deferred tax balances are not recognised in respect of permanent differences except in respect of business combinations, when deferred tax is recognised on the differences between the fair values of

assets acquired and the future tax deductions available for them and the differences between the fair values of liabilities acquired and the amount that will be assessed for tax.

Deferred income tax is determined using tax rates and laws that have been enacted or substantively enacted by the reporting date.

Employee benefits

The Bank provides a range of benefits to employees, including annual bonus arrangements, paid holiday arrangements and defined contribution and benefit pension plans.

Short – term benefits

Short term benefits, including holiday pay and other similar non-monetary benefits, are recognised as an expense in the period in which the service is received.

Annual bonus plan

The Bank operates an annual bonus plan for employees. Liabilities for bonuses are recognised on an accruals basis.

Holiday pay accrual

A liability is recognised to the extent of any unused holiday entitlement at the balance sheet date and carried forward to future periods.

Defined contribution pension plan

A defined contribution plan is a pension plan under which the Bank pays fixed contributions into a separate entity. Once the contributions have been paid the Bank has no further payment obligations. The contributions are recognised as an expense when they are due. Amounts not paid are shown in accruals on the balance sheet. The assets of the plan are held separately from the Bank in independently administered funds.

Defined benefit pension plans

The defined benefit pension scheme was formed to provide retirement benefits to employees of the Bank and their dependents. Benefits are provided for the surviving spouses of members who die either in service or in retirement, together with lump sum benefits where appropriate. The Bank operates a defined benefit pension plan where the difference between the fair value of the assets held in the Bank's defined benefit pension scheme and the scheme's liabilities measured on an actuarial basis using the projected unit method are recognised in the Bank's balance sheet as a pension asset or liability as appropriate. The carrying value of any resulting pension scheme asset is restricted to the extent that the Bank is able to recover the surplus either through reduced contributions in the future or through refunds from the scheme.

Further information can be found in note 9.

Financial instruments

Under FRS 102, the Bank has chosen to apply the measurement and recognition provisions of IAS 39 Financial Instruments: Recognition and Measurement. The Bank initially recognises loans and advances and deposits on the date on which they are entered into. All other financial instruments (including regular purchases and sales of financial assets) are recognised on the trade date, which is the date on which the Bank becomes a party to the contractual provisions of the instrument.

Financial assets:

The Bank classifies its financial assets into one of the following categories:

Loans and advances

'Loans and advances' are non-derivative financial assets with fixed or determinable payments that are not quoted in an active market. Loans and advances are initially measured at fair value plus incremental direct transaction costs and subsequently measured at their amortised cost using the effective interest method. The amortised cost is the amount advanced less principal repayments, plus or minus the cumulative amortisation using the EIR method of any difference between the amount advanced and the maturity amount less impairment provisions for incurred losses. Loans and advances mainly comprise loans and advances to customers and banks.

Available-for-sale

Available for sale ('AFS') financial assets are those non-derivative financial assets that are intended to be held for a finite period of time. These are measured at fair value based on current prices, where quoted in an active market. Where there is no active market, or the securities are unlisted, the fair values are based on valuation techniques including discounted cash flow analysis, with reference to relevant market rates, and other commonly used valuation techniques.

Interest income is recognised in the profit or loss using the effective interest method. Unrealised gains or losses on an available-for-sale financial asset is recognised in Other Comprehensive Income ('OCI') and presented in the fair value reserve within equity.

On disposal/maturity, gains and losses accumulated in equity are reclassified to profit or loss.

Fair value through profit or loss

Derivative financial instruments are recognised at fair value. The gain or loss on re-measurement to fair value is recognised immediately in profit or loss. The Bank does not apply any hedge accounting.

Financial liabilities:

Financial liabilities, including bank loans, loans from fellow group companies and bank overdrafts are measured at initial fair value, minus principal repayments, plus or minus the cumulative amortisation using the effective interest rate method of any difference between the initial amount recognised and the maturity amount, minus any reduction for impairment.

Debt instruments are subsequently carried at amortised cost, using the effective interest rate method except for when they are repayable on demand.

Derecognition:

The Bank derecognises a financial asset when the contractual rights to the cash flows from the financial asset expire, or it transfers the rights to receive the contractual cash flows in a transaction in which substantially all of the risks and rewards of ownership of the financial asset are transferred or in which the Bank neither transfers nor retains substantially all of the risks and rewards of ownership and it does not retain control of the financial asset.

On derecognition of a financial asset, the difference between the carrying amount of the asset (or the carrying amount allocated to the portion of the asset derecognised) and the sum of (i) the consideration received (including any new asset obtained less any new liability assumed) and (ii) any cumulative gain or loss that had been recognised in Other Comprehensive Income is recognised in profit or loss. Any interest in transferred financial assets that qualify for derecognition that is created or retained by the Bank is recognised as a separate asset or liability.

Financial liabilities (other than derivatives) are measured at amortised cost and are recognised at settlement date. They are derecognised when liabilities are settled.

Identification, measurement of impairment and objective evidence of impairment:

At each reporting date, the Bank assesses whether there is objective evidence that financial assets not carried at fair value through profit and loss are impaired. A financial asset or a group of financial assets are 'impaired' when objective evidence demonstrates that a loss event has occurred after the initial

recognition of the asset(s) and that the loss event has an impact on the future cash flows of the asset(s) that can be estimated reliably.

Impairment of financial assets:

If there is objective evidence that an impairment loss on loans and advances or investment securities carried at amortised cost has been incurred, the amount of the loss is measured as the difference between the asset's carrying amount and the present value of estimated future cash flows. At the reporting date, the Bank assesses available objective evidence that financial assets not carried at fair value through profit and loss are impaired. The financial assets are impaired when objective evidence demonstrates that a loss event has occurred and that the loss event has an impact of future cash flows of the assets that can be estimated reliably.

Objective evidence that financial assets are impaired includes.

- Significant financial difficulty of the borrower or issuer.
- Default or delinquency by a borrower.
- The restructuring of a loan or advance by the Bank on terms that the Bank would not consider otherwise.
- Indications that a borrower or issuer will enter bankruptcy.
- The disappearance of an active market for a security; or
- Observable data relating to a group of assets such as adverse changes in the payment status of borrowers or issuers in the group, or economic conditions that correlate with defaults in the group.

Individual and collective assessment

The Bank considers evidence of impairment for loans and advances at a specific asset and collective level. All individually significant loans and advances are assessed for specific impairment. Those found not to be specifically impaired are then collectively assessed for any impairment that has been incurred but not yet identified. Loans and advances that are not individually significant are collectively assessed for impairment by grouping together loans and advances and held to maturity investment securities with similar risk characteristics.

The collective allowance for groups of homogeneous loans is established using a formula approach based on the historical loss rate experience of the industry for the specific asset type. Management applies judgement to ensure that the estimate of loss arrived at on the basis of historical information is appropriately adjusted to reflect the economic conditions and product mix at the reporting date.

Measurement

Impairment losses on assets measured at amortised cost are calculated as the difference between carrying amount and the present value of estimated future cash flows discounted at the asset's original effective interest rate.

Impairment losses are recognised in profit or loss and reflected in an allowance account against loans and receivables. Permanent losses on financial assets are recognised into profit or losses in the income statement. If the loss on available for sale financial assets arises due to fair value movement, then it is reflected in Other Comprehensive Income in equity. The cumulative gain or loss arising from maturity or sale of the financial asset is reclassified from equity to profit or loss and is the difference between the acquisition cost, net of any principal repayments and amortisation, and the sale or maturity value, less any impairment loss previously recognised in profit or loss. Changes in impairment attributable to application of the effective interest rate method are reflected as a component of interest income.

Reversal of impairment and write-offs

In case of available for sale financial assets, if in a subsequent period the fair value of an impaired financial asset changes and the increase can be related objectively to an event occurring after the impairment loss was recognised, then the impairment loss is reversed through profit or loss.

The Bank writes off a loan or an advance, either partially or in full, and any related allowance for impairment losses, when the Bank determines that there is no realistic prospect of recovery. Any subsequent recovery of an impaired loan and advance is reversed through the profit and loss account.

Offsetting

Financial assets and liabilities are offset and the net amounts presented in the financial statements when there is a legally enforceable right to set off the recognised amounts and there is an intention to settle on a net basis or to realise the asset and settle the liability simultaneously. The impact of offsetting financial assets and liabilities is immaterial for the financial year.

Modifications:

If the terms of a financial asset are renegotiated or modified or an existing financial asset is replaced with a new one due to financial difficulties of the borrower, then an assessment is made of whether the financial asset should be derecognised. If the cash flows of the renegotiated asset are substantially different, then the contractual rights to cash flows from the original financial asset are deemed to have expired. In this case, the original financial asset is derecognised, and the new financial asset is recognised at fair value.

Forbearance on loans:

A range of forbearance options are available to support customers who are in financial difficulty. The purpose of forbearance is to support customers who have temporary financial difficulties and help them get back on track. The main options offered by the Bank include:

- Temporary transfer to an interest only facility.
- Reduced monthly payments.
- Extension of facility term; and
- Capitalisation of arrears.

Customers requesting a forbearance option will need to provide information to support the request which is likely to include a budget planner, statement of assets and liabilities, bank/credit card statements, payslip etc, in order that the request can be properly assessed. If the forbearance request is granted the account is monitored in accordance with the Bank's policy and procedures. At the appropriate time the forbearance option that has been implemented is cancelled, with the exception of capitalisation of arrears, and the customer's normal contractual payment is restored. When a financial asset is modified or renegotiated the Bank assesses whether this modification results in derecognition. A modification results in derecognition when it gives rise to substantially different terms.

Contingencies

Contingent liabilities, arising as a result of past events, are only recognised when the existence does not rely on the occurrence or non-occurrence of certain future events which are not wholly within the Bank's control. Contingent liabilities are disclosed in the financial statements unless the probability of an outflow of resources is remote. Contingent liabilities include guarantees, letter of credit, and bills for collection. See also note 24.

Share capital

Shares are classified as equity when there is no contractual obligation to transfer cash or other financial assets. Any incremental costs directly attributable to the issue of equity instruments are shown in equity as a deduction from proceeds, net of tax. All ordinary shares issued are non-redeemable ordinary shares conferring on each member one vote per share on a poll and with full, equal and unfettered rights to participate in dividends and capital distributions, whether on a winding up or otherwise.

Distributions to equity holders

Dividends and other distributions to the Bank's shareholders are recognised as a liability in the financial statements in the period in which the dividends and other distributions are approved by the shareholders. These amounts are recognised in the statement of changes in equity.

Dividends are recognised when they become legally payable. Interim dividends are recognised when paid. Final dividends are recognised when approved by the shareholders at an annual general meeting.

Reserves

The Bank's reserves are as follows:

- Fair value reserve – represents fair value movements on available-for-sale financial assets; and
- Retained earnings – represents cumulative profits or losses, net of dividends paid, changes in defined benefit pension obligations and other adjustments.

4. CRITICAL JUDGEMENTS IN APPLYING ACCOUNTING POLICIES AND KEY SOURCES OF ESTIMATION UNCERTAINTY

The preparation of the financial statements requires management to make judgements, estimates and assumptions that affect the application of accounting policies and the reported assets, liabilities, income and expenses. The actual results will differ from these estimates. The significant judgement made by management in applying the Bank's accounting policies and the key sources of estimation uncertainty in these financial statements, which together are deemed critical to the Bank's results and financial position at the end 31 March 2024, are as follows:

- **Allowances for impairment losses on loans and advances:**

The allowances for impairment losses on loans and advances are management's best estimate of losses incurred in the portfolio were based on objective methodology, at the balance sheet date. Impairment allowances are made up of two components, those determined individually and those determined collectively. Impairment allowances are calculated using probability of default statistics, historical arrears experience and expected cash flows. Estimates are based on incurred loss calculations which leverage historic/market average default rates and management's estimates on possible losses.

The Bank has assumed probabilities of default (PD) based on the credit rating of the customers and portfolio, which ranges between 0.27% to 5.75%. The Bank assumed a loss given default of 45% for unsecured lending, 0% for loans secured by deposits/cash and, for loans secured by residential land and building, it is based on collateral value, haircuts and cure rate which ranges between 2.25% to 45%.

As at 31 March 2024, gross loans and advances to customers totalled £47.32 million (2023: £230.61 million) against which specific and collective allowance for impairments losses of £1.84 million (2023: £1.14 million) has been made. Further details can be found in Note 12.

Further, the Bank has made additional provisions of £0.006 million (2023: £0.626 million) for exposures classified as watchlist. This is based on management judgement and is over the amount of impairment model provisions of £1.843 million (2023: £0.498 million). The Bank has reviewed the loan loss provisions and is of the view that loan loss provisions held by the Bank are conservative but adequate.

- **Impairment on available for sale assets**

The Bank reviews its available for sale securities portfolio to assess for impairment on a quarterly basis. The Bank assesses observable market data or information about events specifically relating to the available for sale investments. Where there has been significant decline in value of available for sale assets, due to default or delinquency by a borrower or due to deterioration of credit ratings that may have an impact on the Bank's estimated future cash flows from the investments, the Bank makes a judgement, after considering other underlying circumstances, to assess whether a provision for impairment is required.

While assessing evidence of impairment, the Bank considers the performance of the underlying collateral, credit rating, credit enhancements, market insights, default events and the current and expected financial performance of the counterparty. See note 22 for further details on these assumptions.

- **Defined benefit pension scheme:**

The defined benefit pension scheme exposes the Bank to actuarial risks. In conjunction with its actuaries, the Bank makes key financial assumptions including mortality rates that are used in the actuarial valuation of the defined benefit pension obligation and therefore changes to these assumptions have an impact on

the pension obligation shown within the Statement of Financial Position. The key assumptions include inflation rates, discount rates and mortality rates. See note 25 for further details on these assumptions.

- **Fair Value measurement of financial instruments:**

The Bank measures the fair value of an instrument using the quoted price in an actively traded market. A market is regarded as active if transactions for the asset or liability take place with sufficient frequency and volume to provide pricing information on an on-going basis. If there is no quoted price in an active market, the Bank uses valuation techniques to arrive at fair value. The valuation techniques employ market data to calculate fair values, including comparisons with similar financial instruments for which market observable prices exist. Derivatives are fair valued using forward market rates as of 31 March. See note 19, note 20 and note 21 for further details.

- **Revenue Recognition through Effective Interest Rate (EIR)**

The effective interest rate will affect the carrying values of loans and receivables. When calculating EIR, the Bank estimates the expected life of the asset and its future cash flows. Fees and commission in the income statement are recognised when the service has been rendered, except when those fees are an adjustment to the yield on the related asset, in which case they are amortised over the expected maturity of the asset using the effective interest rate method.

- **Provision for SWD**

The Board took the difficult decision to SWD the Bank's business activities, initially through the repayment of the Bank's current and demand deposit account holders. This decision was taken following a very detailed planning process, in conjunction with the Bank's professional advisors and keeping both the Bank's key Regulatory stakeholders, the PRA and FCA, fully informed. The Bank has carefully assessed the situation and made provisions for redundancy and the costs associated with the branch closures.

5. INTEREST RECEIVABLE AND SIMILAR INCOME

	Year ended 31 March 2024 £000	Year ended 31 March 2023 £000
Loans and advances to customers	9,218	12,819
Loans and advances to banks	8,370	7,063
Available for sale financial assets	5,189	6,327
	<u>22,777</u>	<u>26,209</u>

6. INTEREST PAYABLE AND SIMILAR CHARGES

	Year ended 31 March 2024 £000	Year ended 31 March 2023 £000
Interest on bank deposits	748	777
Interest on customer deposits	1,734	2,692
	<u>2,482</u>	<u>3,469</u>

7. FEES AND COMMISSION INCOME

	Year ended 31 March 2024 £000	Year ended 31 March 2023 £000
Commission income	359	500
Other Fees	24	34
	<u>383</u>	<u>534</u>

8. PROFIT FROM ORDINARY ACTIVITIES BEFORE TAX

Profit before tax is stated after charging: -

	Year ended 31 March 2024 £000	Year ended 31 March 2023 £000
Depreciation and amortisation on fixed assets (see note 13)	203	151
(Loss) / Gain on foreign exchange revaluation	(100)	194
Defined contribution pension (credit) / cost	(221)	771
Defined benefit pension cost	76	189
Fees payable to the Bank auditors for audit and non-audit services	253	272

Audit fees

	Year ended 31 March 2024	Year ended 31 March 2023
Fees for current year statutory audit	253	189
Fees for audit related services	-	83
	<u>253</u>	<u>272</u>

Fees for audit related services comprise quarterly reviews for the group.

9. STAFF EXPENSES

	Year ended 31 March 2024 £000	Year ended 31 March 2023 £000
Salaries and Wages	7,084	6,705
Social security costs	862	808
Pension costs	(145)	960
	<u>7,801</u>	<u>8,473</u>
Other staff related costs (include rent, rates and taxes for India based staff accommodation, staff training etc.)	185	331
	<u>7,986</u>	<u>8,804</u>

The average number of employees during the year was as follows:

	Year ended 31 March 2024 No.	Year ended 31 March 2023 No.
Sales and marketing	55	59
Administration	63	70
	<u>118</u>	<u>129</u>

Pension costs related to defined contribution and defined benefit pension schemes that are operated by the Bank. The defined contribution scheme's assets are held separately from those of the Bank in an independently administered fund. The pension (credit)/charge represents contributions by the Bank to the fund of (£226,000) (2023: £771,000) as well as defined benefit pension scheme expenses recognised in the income statement of £76,000 (2023: £189,000). The pension contributions for 2023-24 are negative due to the release of excess accrual of pension contributions during 2023-24 and includes a provision of £105,000 (2023: £530,000) for the historical underpayment of contributions made by the employer to the defined contribution scheme (see also note 16).

Directors' remuneration

Directors' remuneration during the year amounted to £624,952 (2023: £479,513) and relates to 4 (2023:5) Directors. The pension contributions to Directors during the year were £nil (2023: nil). The remaining 3 Directors do not receive remuneration for their duties as Directors of the Bank (2023: nil) but as senior managers/Directors of the parent Bank. The remuneration of the highest paid Director was £414,536 (2023: £312,430).

10. TAXATION CHARGE ON ORDINARY ACTIVITIES

	Year ended 31 March 2024 £000	Year ended 31 March 2023 £000
Corporation tax		
Current tax (credit) /charge on (loss) / profits for the year	(533)	1,222
Total current tax (credit) / charge	(533)	1,222
Deferred tax		
Deferred tax (credit)/charge	(48)	3
Tax (credit)/charge on ordinary activities	(581)	1,225
Provision for taxation		
	Year ended 31 March 2024 £000	Year ended 31 March 2023 £000
Opening balance	1,144	109
Corporation tax (credit) / charge for the year	(533)	1,222
Corporation tax paid	(1,144)	(187)
(Group tax relief receivable) / Corporation tax payable	(533)	1,144

Loss before tax of £6.12 million incurred by the Bank for the year 2023-24 is to be surrendered to the Bank of Baroda London branch for relief against that entity's corporation tax liability under group relief provisions of the Bank and Bank of Baroda London branch are in the same corporation tax group. The amount of £0.53 million has been reported as Group tax relief receivable.

Factors affecting tax charge for the year

Tax assessed for the year is higher than the standard rate of corporation tax in the UK of 25% (2023: 19%). The differences are explained below:

	Year ended 31 March 2024 £000	Year ended 31 March 2023 £000
(Loss) / Profit on ordinary activities before tax	<u>(6,116)</u>	<u>6,491</u>
(Loss) / Profit on ordinary activities multiplied by standard rate of corporation tax in the UK of 25% (2023 - 19%)	(1,529)	1,233
Effects of:		
Timing differences between capital allowances and depreciation	44	7
Expenses not deductible for tax purpose	970	(18)
Charge on actuarial adjustment	(18)	-
Deferred tax (credit)/charge	(48)	3
Corporation tax (credit) / charge for the year	<u>(581)</u>	<u>1,225</u>

Tax rate changes

The corporation tax rate for the current year is 25% (2023: 19%), which has remained unchanged in the financial year starting from 1 April 2023.

11. LOANS AND ADVANCES TO BANKS

	2024 £000	2023 £000
Cash in hand	8	343
Balances with banks	8,906	51,372
Loans and advances to banks – repayable within 3 months	87,000	181,599
Loans and advances to banks – repayable in 3 months to 1 year	-	60,000
	<u>95,914</u>	<u>293,314</u>

12. LOANS AND ADVANCES TO CUSTOMERS

Loans and advances to customers as at 31 March 2024 consist of the following items:

	Bills Purchase/ Discounted	Loans & Advances Against Deposits	Other Secured Loans and Advances	Unsecured Loans & Advances	Total 2024 £000
Carrying amount					
Gross amount	-	-	44,030	3,293	47,323
Specific provision	-	-	(1,768)	(3)	(1,771)
Collective provision	-	-	(52)	(20)	(72)
Net Carrying Amount	-	-	42,210	3,270	45,480

Loans and advances to customers as at 31 March 2023 consist of the following items:

	Bills Purchase/ Discounted	Loans & Advances Against Deposits	Other Secured Loans and Advances	Unsecured Loans & Advances	Total 2023 £000
Carrying amount					
Gross amount	5	13,485	149,679	67,442	230,611
Specific provision	-	-	-	(15)	(15)
Collective provision	-	-	(846)	(278)	(1,124)
Net Carrying Amount	5	13,485	148,833	67,149	229,472

13. TANGIBLE FIXED ASSETS

	Fixture and Fittings £000	Leasehold improvements £000	Computer Equipment £000	Total £000
Cost				
As at 1 April 2023	205	342	171	718
Additions	9	56	-	65
Disposals/write off	(11)	-	-	(11)
As at 31 March 2024	203	398	171	772
Depreciation				
As at 1 April 2023	121	44	79	244
Charge for the year	50	103	50	203
Disposals/write off	(11)	-	-	(11)
As at 31 March 2024	160	147	129	436
Net book value				

As at 1 April 2023	84	298	92	474
As at 31 March 2024	43	251	42	336
14. OTHER ASSETS				
			2024	2023
			£000	£000
Indirect Tax receivables			153	233
Derivative assets (see note 21)			-	14,085
Deferred tax assets (see note 23)			-	2,134
Other assets			214	280
			367	16,732
15. DEPOSITS				
			2024	2023
			£000	£000
Customer deposits				
Repayable on demand			41,743	258,400
With agreed maturity dates				
Within 3 months			-	79,036
More than 3 months to 1 year			-	179,977
More than 1 year to 5 years			-	50,845
			41,743	568,258
Bank Deposits				
Within 3 months			5,559	60,510
Total deposits			47,302	628,768
<p>The Bank does not hold any bank deposits which is repayable on demand as at 31 March 2024 (2023: £nil). The Bank considered all the customer deposits as repayable on demand because of SWD programme.</p>				
16. OTHER LIABILITIES				
			2024	2023
			£000	£000
Accrued interest			212	1,722
Other creditors			682	1,331
Bank overdraft			-	333
Variation margin			-	4,010
Other liabilities			86	513
Pension contribution provision			105	530
Total other liabilities			1085	8,439
Provision for redundancy under SWD			773	-
Provision for onerous lease under SWD			986	-

Total provision for liabilities	1,759	-
Total	2,844	8,439

Bank overdraft is unsecured, interest free and repayable on demand.

During the year 2022-23, the Bank raised a provision for the historical underpayment of pension contributions to the Bank's defined contribution pension scheme. This was an estimate of the total value of contributions not made on behalf of scheme employees and the pension fund performance gains that would have accrued on the underpaid contributions. This has been re-assessed and released excess pension contribution provision of £425,000 during the year.

17. SHARE CAPITAL

	2024	2023
	£000	£000
Allotted, called up and fully paid		
150,000,000 (2023: 150,000,000) Ordinary shares of £1.00 each	150,000	150,000

18. CAPITAL MANAGEMENT

The Bank's regulatory capital requirements are set and monitored by its regulator, the PRA. The Bank implemented the CRD IV ("Basel III") framework for calculating minimum capital requirements as part of its capital planning within its ICAAP.

On authorisation, the Bank was capitalised with £5 million of ordinary share capital provided by its Parent. This qualified as Common Equity Tier 1 ("CET1") for capital adequacy purposes. In addition, capital resources of £135 million were provided in 2018/19, £5 million in 2019/20 and a further £5 million was provided in the form of ordinary share capital, by the Parent, in 2022-23. Total share capital was £150 million as at 31 March 2024.

The Bank uses regulatory capital ratios in order to monitor its capital base, and these capital ratios are based on international standards for measuring capital adequacy. The PRA's approach to such measurement is based upon the CRD V framework which determines the Capital Resource Requirement against available capital resources. The PRA also sets an Individual Capital Guidance ("ICG") for the Bank which is in excess of the minimum Capital Resource Requirement. A key input to the ICG setting process is the Bank's ICAAP. Under the current PRA guidelines, the total capital adequacy requirement for the Bank equals the aggregate of the Pillar 1 capital requirement, the Pillar 2A capital requirement (derived from the existing Internal Capital Guidance), and applicable macro-prudential buffers (the Countercyclical Capital Buffer ("CCyB"), the Capital Conservation Buffer ("CCoB") and the "PRA buffer").

The Bank's policy is to maintain an adequate capital base so as to maintain investor, creditor and market confidence, and to ensure it is able to fulfil its objective of Solvent Wind Down. The impact of the level of capital on shareholders' return is also recognised and the Bank recognises the need to maintain a balance between the higher returns that might be possible with greater gearing and the advantages and security afforded by a sound capital position. There were no breaches of regulatory capital requirements reported during the year.

19. RISK MANAGEMENT

The Bank has exposure to credit risk, liquidity risk, market risk and operational risk.

Risk management framework

The Board has overall responsibility for the establishment and oversight of the Bank's risk management framework. The Board Risk and Compliance Committee ("BRCC") is responsible for oversight of risk

strategy, risk appetite and the executive committees including ALCO and RMC. The risk management framework of the Bank involves risk identification, measurement, monitoring, management and reporting of all risks through the 'three lines of defence' governance model.

Management and operational employees are the first line of defence, who responsible for identifying risks, implementing strategy, escalations and establishment and maintenance of internal controls and risk management in the business. The Risk Management and Compliance teams are the second line of defence, responsible for operating a risk management framework within which risk policies are set, overseen and challenged.

Internal Audit is the third line of defence, responsible for providing independent and objective assurance of the effectiveness of internal controls established by the first and second lines of defence. The Internal Audit function operates under a co-sourcing arrangement with KPMG LLP and reports to the Board Audit Committee. Further details are given in the strategic report.

Credit risk

The primary credit risk that the Bank faces relates to its exposure to banks and corporates in its advances' portfolio comprising of primarily loan syndications, development finance, finance against property, buy to let and business loans. The Bank also takes credit exposures in inter-bank lending and its investment portfolio comprising of sovereign, institutional and corporate securities and its retail customers in personal loans.

The Board of Directors has delegated the oversight of credit risk to the Board Credit Committee. The BRCC is charged with oversight of the credit risk framework within the limits set by the Board.

Collateral is held for certain loans and advances to customers. As at 31 March 2024, £3 million (2023: £67 million) of loans and advances were unsecured. The Bank has collateral of £100 million (2023: £403 million), held typically in the form property, stocks or lien on fixed deposits, on which the loan is secured. The property security mainly comprises real estate within the commercial and residential markets, the market value of which is assessed on a regular basis. Management's estimates of future cash flows on individually impaired loans are based on judgement, historical experience and assessment re realisability of collateral and loss given default. The expected recovery is subject to execution risks associated with the recovery of collateral in different jurisdictions.

The following table shows the breakdown of the Bank's loans and advances to customers, categorised by the degree of risk of financial loss:

At 31 March 2024	Maximum Exposure
	£000
Neither past due nor impaired	36,567
Past due but not impaired	130
Past due and impaired	10,626
Undrawn commitments	1,559
Total	48,882
At 31 March 2023	Maximum Exposure
	£000
Neither past due nor impaired	229,375
Past due but not impaired	97
Undrawn commitments	25,470
Total	254,942

An analysis of Bank's total credit exposures as at 31 March 2024 as above, split by geography is provided below:

Geography	2024		2023	
	£000	%	£000	%
UK	114,601	53%	257,543	32%
India	75,723	35%	273,845	34%
USA	-	-	37,256	5%
Other countries	23,781	12%	235,797	29%
Total	214,105	100%	804,441	100%

An analysis of Bank's total credit exposures as at 31 March 2024 (including investment securities, Loans and Advances to Customers and to Banks), split by sectors is provided below:

Sectors	2024		2023	
	£000	%	£000	%
Bank	95,914	44%	384,768	48%
Business Loan	6,034	3%	41,768	5%
Buy to Let	38,048	18%	48,943	6%
Clean Business Loan	9	0%	22	0%
Development Loan	1,100	1%	2,124	0%
Loan against deposits	-	-	13,485	2%
Personal Loan	288	0%	432	0%
Syndication Loans	-	-	91,188	11%
Corporate/Sovereign bonds	71,235	33%	214,882	27%
Others	1,477	1%	6,829	1%
Total	214,105	100%	804,441	100%

An analysis of Bank's total credit exposures as at 31 March 2024 (including investment securities, Loans and Advances to Customers and to Banks), split by external credit ratings is provided below:

	Cash and balances with banks	Loans and advances to banks	Loans and advances to customers	Debt securities	Derivative assets	Total
	£000	£000	£000	£000	£000	£000
AAA to AA-	-	13,000	-	71,235	-	84,235
A+ to A-	7,183	-	-	-	-	7,183
BBB+ to BBB-	1,731	74,000	-	-	-	75,731
BB+ and below	-	-	45,177	-	-	45,177
Unrated	-	-	303	-	-	303
	8,914	87,000	45,480	71,235	-	212,629

An analysis of Bank's total credit exposures as at 31 March 2023 (including investment securities, Loans and Advances to Customers and to Banks), split by credit ratings is provided below:

	Cash and balances with banks	Loans and advances to banks	Loans and advances to customers	Debt securities	Derivative assets	Total
	£000	£000	£000	£000	£000	£000
AAA to AA-	-	56,000	-	119,163	5,223	180,386

A+ to A-	44,947	30,000	20,210	-	-	95,157
BBB+ to BBB-	6,768	155,599	11,318	111,728	8,862	294,275
BB+ and below	-	-	-	29,850	-	29,850
Unrated	-	-	197,944	-	-	197,944
	51,715	241,599	229,472	260,741	14,085	797,612

Collateral: Collateral is held to mitigate credit risk exposures and may include one or more of:

- Current assets/ Fixed assets (movable and immovable)
- Real estate
- Marketable securities
- Bank guarantees and letter of credit

The breakdown of loans and advances according to available security is as under:

	2024	2023
	£000	£000
Secured	42,210	162,323
Unsecured	3,270	67,149
Total	45,480	229,472

There was no significant change in the quality of collateral during the year due to changes in accounting policies or otherwise.

Forbearance

A refinancing or modification in terms and conditions of repayment on account of certain events is classified as a commercially re-negotiated loan. Changes in loan terms and conditions (whether temporary or permanent) in response to specific credit events leads to classification as forbearance loans. At 31 March 2024, there were £nil million (2023: £8.5million) forbearance loans.

Analysis of impairment provision as at 31 March 2024

	Bills Purchase/ Discounted	Loan & Advances Against Deposits	Other Secured Loans and Advances	Unsecured Loans & Advances	Total 2024 £000
Opening balance of the provision	-	-	846	293	1,139
Charge / (release) of impairment provision during the period	-	-	789	(270)	519
Closing balance in provision	-	-	1,635	23	1,658

Analysis of impairment provision as at 31 March 2023

	Bills Purchase/ Discounted	Loan & Advances Against Deposits	Other Secured Loans and Advances	Unsecured Loans & Advances	Total 2023 £000
Opening balance of the provision	-	-	571	385	956

Charge / (release) of impairment provision during the period	-	-	583	(92)	491
Charge / (release) of provisions (Covid-19)	-	-	(308)	-	(308)
Closing balance in provision	-	-	846	293	1,139

Financial assets are individually assessed to identify an event of impairment. The Bank monitors several events including credit rating deterioration, negative media reports, the economic outlook of the industry, and breaches in key financial covenants, as possible triggers that may lead to impairment. If an impairment event occurs, the Bank considers the options of renegotiation, forbearance, or crystallisation of the security.

Liquidity risk

Liquidity risk is the risk that the Bank may not be able to meet its payment obligations with respect to customer deposits or any other borrowings, within the stipulated repayment timeframe and without significant additional cost. The Bank has a system in place to monitor contractual and residual maturity inflows and outflows and to manage liquidity gaps within pre-defined limits that are prescribed by the Board.

The Bank holds sufficient high-quality liquid assets (HQLA) in approved securities to meet the regulatory obligations under stressed conditions. The liquidity positions and gap analysis are periodically analysed and measured against Bank's risk appetite limits and reported monthly to ALCO and to the Board of Directors on quarterly basis.

The following table analyses the Bank's assets and liabilities (based on undiscounted cash flows) into relevant maturity groupings based on the remaining period to the contractual maturity date as at 31 March 2024:

	On Demand	Not more than 3 Months	> 3 months but < 1 Year	1 - 5 years	>5 years	Total	Carrying Amount
	£000	£000	£000	£000	£000	£000	£000
Assets							
Cash and balances with banks	8,914	-	-	-	-	8,914	8,914
Loans and advances to banks	-	87,001	-	-	-	87,001	87,000
Loans and advances to customers	10,186	14,779	-	24,894	746	50,605	45,480
Available-for-sale financial assets	71,235	1,579	1,084	-	-	73,898	71,235
Interest receivable	-	239	-	-	-	239	239
Derivatives assets	-	-	-	-	-	-	-
Total	90,335	103,598	1,084	24,894	746	220,657	212,868
Liabilities							
Customer deposits	41,744	-	-	-	-	41,744	41,743
Bank deposits	-	5,559	-	-	-	5,559	5,559
Interest payable	-	212	-	-	-	212	212
Unutilised overdraft/ commitments	1,559	-	-	-	-	1,559	1,559
Total	43,303	5,771	-	-	-	49,074	49,073
Liquidity gap	47,032	97,827	1,084	24,894	746	171,583	163,795

Cumulative gap	47,032	144,859	145,943	170,837	171,583	-	-
-----------------------	---------------	----------------	----------------	----------------	----------------	----------	----------

Bank's assets and liabilities (based on undiscounted cash flows) as at 31 March 2023:

	On Demand	Not more than 3 Months	> 3 months but < 1 Year	1 - 5 years	> 5 years	Total	Carrying Amount
	£000	£000	£000	£000	£000	£000	£000
Assets							
Cash and balances with banks	51,715	-	-	-	-	51,715	51,715
Loans and advances to banks	-	144,129	98,763	-	-	242,892	241,599
Loans and advances to customers	42,471	9,033	110,545	83,802	2,964	248,815	229,472
Available-for-sale financial assets	119,163	5,617	81,984	66,730	-	273,494	260,741
Interest receivable	-	3,708	-	-	-	3,708	3,708
Derivatives assets	-	-	14,085	-	-	14,085	14,085
Total	213,349	162,487	305,377	150,532	2,964	834,709	801,320
Liabilities							
Customer deposits	258,400	79,091	180,987	51,738	-	570,216	568,258
Bank deposits	-	60,529	-	-	-	60,529	60,510
Bank overdraft	-	333	-	-	-	333	333
Interest payable	-	1,722	-	-	-	1,722	1,722
Variation margin	-	-	4,010	-	-	4,010	4,010
Unutilised overdraft/ commitments	25,470	-	-	-	-	25,470	25,470
Total	283,870	141,675	184,997	51,738	-	662,280	660,303
Liquidity gap	(70,521)	20,812	120,380	98,794	2,964	172,429	-
Cumulative gap	(70,521)	(49,709)	70,671	169,465	172,429	-	-

Market Risk

Market Risk is defined as the potential adverse change in the Bank's income or net worth arising from movement in interest rates, exchange rates, equity prices and/or other market prices. Effective identification and management of market risk is required for maintaining stable net interest income. The most significant forms of market risk to which the Bank is exposed are interest rate risk and exchange risk. The Bank's liabilities are at a fixed rate of interest while most of the Bank's assets are at a floating rate of interest. The Bank analyses and reports the exposure on interest rate risk in the banking book and monitors it against internal limits.

Interest Rate Risk

Interest rate risk analysis is undertaken by examining details of interest sensitive assets and liabilities to establish when they will next reprice (i.e. be subject to a change in interest rate), and then tabulating those that re-price within set time periods (known as 'time buckets'), within which all items repricing are grouped together. The table below summarises the re-pricing mismatch on the Bank's financial assets and liabilities as at 31 March 2024.

	Less than 3 months	3 months to 1 year	1 year to 5 years	More than 5 Years	Non-Interest Bearing	Total	Carrying Amount
	£000	£000	£000	£000	£000	£000	£000
Assets							
Cash and balances with banks	8,914	-	-	-	-	8,914	8,914

Loans and advances to banks	87,000	-	-	-	-	87,000	87,000
Loans and advances to customers	37,896	10	9,417	-	-	47,323	47,323
Available-for-sale financial assets	59,652	-	11,583	-	-	71,235	71,235
Interest receivable	239	-	-	-	-	239	239
	193,701	10	21,000	-	-	214,711	214,711

Liabilities

Customer deposits	39,581	774	1,388	-	-	41,743	41,743
Bank deposits	5,559	-	-	-	-	5,559	5,559
Interest payable	212	-	-	-	-	212	212
	45,352	774	1,388	-	-	47,514	47,514
Interest rate sensitivity gap	148,349	(764)	19,612	-	-	167,197	167,197
Cumulative gap	148,349	147,585	167,197	167,197	167,197	-	-

Interest rate risk as at 31 March 2023:

	Less than 3 months	3 months to 1 year	1 year to 5 years	More than 5 Years	Non- Interest Bearing	Total	Carrying Amount
	£000	£000	£000	£000	£000	£000	£000
Assets							
Cash and balances with banks	51,715	-	-	-	-	51,715	51,715
Loans and advances to banks	181,599	60,000	-	-	-	241,599	241,599
Loans and advances to customers	214,054	14,929	489	-	-	229,472	229,472
Available-for-sale financial assets	64,203	129,112	67,426	-	-	260,741	260,741
Derivative assets	-	14,085	-	-	-	14,085	14,085
Interest receivable	3,708	-	-	-	-	3,708	3,708
Derivative instruments	-	154,000	-	-	-	154,000	154,000
	515,279	372,126	67,915	-	-	955,320	955,320

Liabilities

Customer deposits	91,540	182,129	294,589	-	-	568,258	568,258
Bank deposits	60,510	-	-	-	-	60,510	60,510
Derivatives liabilities	333	-	-	-	-	333	333
Interest payable	1,722	-	-	-	-	1,722	1,722
Variation margin	-	4,010	-	-	-	4,010	4,010
Derivative instruments	-	154,000	-	-	-	154,000	154,000
	154,105	340,139	294,589	-	-	788,833	788,833

Interest rate sensitivity Gap	361,174	31,987	(226,674)	-	-	166,486	166,486
Cumulative gap	361,174	393,161	166,486	166,486	166,486	166,486	-

The Bank monitors its interest rate mismatches on a regular basis, and the potential impact on net interest income due to upward or downward movement of interest rates by 200 basis points based on financial assets and liabilities as at 31 March 2024 is presented below:

Effect of 200 basis increase in interest rates across maturity bands is £0.8 million (2023: £5.454 million).
Effect of 200 basis decrease in Interest rates across maturity bands is (£0.8) million (2023: (£5.790) million).

Foreign exchange risk

The Bank is exposed to foreign exchange risk due to its open position in each currency. The Bank has stipulated an internal limit for maximum open positions and measures and monitors this open position on a daily basis.

The Bank deals with various currencies and uses forward foreign currency swaps to mitigate currency risk on long or short currency positions. These derivatives are recognised at fair value through profit and loss (see note 21). The total notional amount of outstanding foreign exchange swaps to which the Bank is committed is £nil million (2023: £154.00 million).

The Bank's financial assets and financial liabilities based on currencies in which they are denominated as at 31 March 2024:

Balance sheet as at 31 March 2024	GBP	USD	Other	Total currency
	£'000	£'000	£'000	£'000
Assets				
Cash and balances with banks	7,697	723	494	8,914
Loans and advances to banks	87,000	-	-	87,000
Loans and advances to customers	43,966	1,514	-	45,480
Available-for-sale financial assets	58,615	12,620	-	71,235
Interest receivable	239	-	-	239
Total assets	197,517	14,857	494	212,868
Liabilities				
Bank deposits	-	5,559	-	5,559
Customer deposits	31,961	9,251	531	41,743
Interest payable	212	-	-	212
Total Liabilities	32,173	14,810	531	47,514
Gap	165,344	47	(37)	165,354

The Bank's financial assets and financial liabilities based on currencies in which they are denominated as at 31 March 2023:

Balance sheet as at 31 March 2023	GBP	USD	Other	Total currency
	£'000	£'000	£'000	£'000
Assets				
Cash and balances with banks	49,075	1,885	755	51,715
Loans and advances to banks	235,000	-	6,599	241,599
Loans and advances to customers	156,138	73,334	-	229,472
Available-for-sale financial assets	61,188	199,553	-	260,741
Interest receivable	3,708	-	-	3,708
Derivative instruments	154,757	(140,661)	(11)	14,085
Total assets	659,866	134,111	7,343	801,320
Liabilities				
Customer deposits	-	59,982	528	60,510
Provision for taxation	490,602	70,798	6,858	568,258

Interest payable	1,144	-	-	1,144
Derivatives liabilities	1,722	-	-	1,722
Variation margin	-	4,010	-	4,010
Total Liabilities	493,468	134,790	7,386	635,644
Gap	166,398	(679)	(43)	165,676

The objective of foreign currency risk management is to manage and control foreign currency positions and maintain these positions within the parameters set by the Board of Directors. It is not the Bank's intention to take open positions on its own account but rather to maintain a neutral position in all currencies. The Bank has conducted sensitivity analysis on foreign exchange rates. Accordingly, if exchange rates move in favour of the Bank by 5%, the Bank will make gain of £16,000. If the rates move against the Bank, the Bank will make a loss of £16,000 through profit and loss account to retained earnings.

Price risk

Price risk is the risk of a decline in the value of a security or an investment portfolio, due to multiple factors, excluding a general downturn in the market. The Bank considers various factors that affect price risk such as earnings volatility, business management, and price changes. The Bank has diversified its portfolio by investing in government bonds, corporate bonds to mitigate price risk. The Bank has conducted sensitivity analysis for movements in the price of available for sale financial assets. Accordingly, the assets will appreciate by £ 3.56 million if the price of the assets moves upward by 5%. The assets will depreciate by £ 3.56 million if the price of the assets move downward by 5%, this would be taken through other comprehensive income to fair value reserves.

20. FINANCIAL INSTRUMENTS

The Bank has the following financial instruments as at 31 March 2024:

	Loans and Receivables £000	Available for Sale £000	Fair Value Through Profit or Loss £000	Total £000
Financial Assets				
Cash and balances with banks	8,914	-	-	8,914
Loans and advances to banks	87,000	-	-	87,000
Loans and advances to customers	45,480	-	-	45,480
Available-for-sale financial assets	-	71,235	-	71,235
Accrued income	239	-	-	239
	141,633	71,235	-	212,868

	Other Financial Liabilities £000	Fair value Through Profit or Loss £000	Total £000
Financial Liabilities			
Bank deposits	5,559	-	5,559
Customer deposits	41,743	-	41,743
Accrued interest	212	-	212
Pension liabilities	-	-	-

47,514 **-** **47,514**

The Bank had the following financial instruments as at 31 March 2023:

	Loans and Receivables £000	Available for Sale £000	Fair Value Through Profit or Loss £000	Total £000
Financial Assets				
Cash and balances with banks	51,715	-	-	51,715
Loans and advances to banks	241,599	-	-	241,599
Loans and advances to customers	229,472	-	-	229,472
Available-for-sale financial assets	-	260,741	-	260,741
Derivative Assets	-	-	14,085	14,085
Accrued income	3,708	-	-	3,708
	526,494	260,741	14,085	801,320

	Other Financial Liabilities £000	Fair Value Through Profit or Loss £000	Total £000
Financial Liabilities			
Bank deposits	60,510	-	60,510
Customer deposits	568,258	-	568,258
Bank overdraft	333	-	333
Accrued interest	1,722	-	1,722
Pension liabilities	602	-	602
Variation margin	4,010	-	4,010
	635,435	-	635,435

Valuation of financial instruments carried at fair value

The Bank holds certain financial assets and liabilities at fair value, grouped into Levels 1 to 3 of the fair value hierarchy (see below).

Valuation techniques

Fair values are determined using the following fair value hierarchy that reflects the significance of the inputs in measuring fair value:

Level 1 The most reliable fair values of financial instruments are based on quoted market prices in actively traded markets.

Level 2 These are valuation techniques for which all significant inputs are taken from observable market data. The derivative derives its price from fluctuations in the underlying assets. These include valuation models used to calculate the present value of expected future cash flows and may be employed when no active market exists and quoted prices are available for similar instruments in active markets.

Level 3 These are valuation techniques for which one or more significant input is not based on observable market data. Valuation techniques include net present value by way of discounted cash flow models.

31 March 2024	Level 1	Level 2	Level 3	Total
	£000	£000	£000	£000
Financial Assets				
Debt Securities				
Government Security	71,235	-	-	71,235
	<u>71,235</u>	<u>-</u>	<u>-</u>	<u>71,235</u>
31 March 2023				
	Level 1	Level 2	Level 3	Total
	£000	£000	£000	£000
Financial Assets				
Debt Securities				
Government security	119,163	-	-	119,163
Corporate bonds	141,578	-	-	141,578
Foreign exchange swaps	-	14,085	-	14,085
	<u>260,741</u>	<u>14,085</u>	<u>-</u>	<u>274,826</u>

21. DERIVATIVE INSTRUMENTS

	Notional	Fair Value
	Value	Asset/ (Liability)
	£000	£000
As at 31 March 2024		
Foreign exchange swaps	-	-
Total	<u>-</u>	<u>-</u>
	Notional	Fair Value
	Value	Asset/ (Liability)
	£000	£000
As at 31 March 2023		
Foreign exchange swaps	154,000	14,085
Total	<u>154,000</u>	<u>14,085</u>

The Bank deals in multiple currencies and it is not always possible to exactly match assets and liabilities in each currency. The Bank uses foreign exchange swaps to reduce foreign currency risk on long term and short-term currency positions. The Bank does not hold or issue derivatives for speculative or trading purposes. The fair value of derivatives held for non-trading purposes is determined by using observable market data.

Derivatives are initially recognised at fair value on the contract date and are subsequently re-measured to their fair value at each balance sheet date. The fair value change on derivatives is recognised as part of total operating income in the income statement. A derivative with a positive fair value is recognised as a financial asset whereas a derivative with a negative fair value is recognised as a financial liability.

Foreign exchange contracts

The fair value is determined using quoted forward exchange rates at the reporting date and present value calculations based on high credit quality yield curves in the respective currencies.

22. INVESTMENT SECURITIES

Available for sale financial assets	Listed Investments
Debt instruments	£000
As at 31 March 2022	276,868
Additions	201,419
Disposals and redemptions	(230,128)
Fair value adjustments	12,582
As at 31 March 2023	260,741
Additions	523,230
Disposals and redemptions	(717,041)
Fair value adjustments	4,305
As at 31 March 2024	71,235

23. DEFERRED TAXATION

Breakdown of deferred taxation movements during the current and comparative period

Deferred tax assets / (liabilities)	2024	2023
	£000	£000
Deferred tax brought forward	2,134	1,203
Credit / (Charge) to profit and loss	21	(3)
(Charge) / Credited to other comprehensive income	(2,359)	934
	(204)	2,134

Deferred tax assets / (liabilities) are made of

	2024	2023
	£000	£000
Deductible temporary differences arising on tangible fixed assets	(13)	(34)
Deferred tax temporary differences arising on fair valuation of available-for-sale financial assets	(191)	2,150
Actuarial losses on defined benefit pension plans	-	18
	<u>(204)</u>	<u>2,134</u>

Deferred tax assets as of 31 March 2024 has been calculated at 25% for temporary differences.

24. CONTINGENT LIABILITIES AND COMMITMENTS

The contingent liabilities existing at the reporting date are £507,000 (2023: £2,642,000) as follows:

	2024	2023
	£000	£000
Guarantees given on behalf of customers		
- Performance guarantee	263	1,664
- Financial guarantee	129	978
Total guarantees given on behalf of customers	<u>392</u>	<u>2,642</u>
Acceptance, endorsement and other obligations		
For letter of credit		
- Foreign	115	-
Total acceptance, endorsement and other obligations	<u>115</u>	<u>-</u>
Total contingent liabilities	<u>507</u>	<u>2,642</u>
Bills for collection		
Inward	37	38
Outward	454	984
Total bills for collection	<u>491</u>	<u>1,022</u>

Contingent liabilities are possible obligations arising from past events, the existence of which will be confirmed only by uncertain future events, or present obligations arising from past events which are either not probable or the amount of the obligation cannot be reliably measured.

Contingent liabilities are not recognised but disclosed unless they are not material, or their probability is remote.

The Bank has the following type of contingent liabilities as at 31 March 2024:

Guarantee: A financial guarantee assures repayment of money in the event of non-completion of the contract by the customer. A performance guarantee provides an assurance of compensation in the event of inadequate or delayed performance on a contract by the customer.

Letter of credit: A letter of credit, also known as documentary credit, is issued by a Bank to another bank to serve as a guarantee for payments made to a specified person under specified conditions.

Bills for collection: A bill for collection represents a handling of documents by the Bank in accordance with instructions received from a customer in order to obtain payment or deliver documents against payment.

Undrawn credit facilities:

The Bank has committed to provide finance to a number of counterparties. The undrawn amount of these facilities as at 31 March 2024 amounted to £1.6 million (2023: £25.5 million).

Legal matter:

The Bank has assigned the lease of one of its former properties to a third party. As part of this assignment the Bank has provided a guarantee to the landlord to pay any of the sums due under the terms of the assigned lease should the third party fail to do so. This guarantee remains valid and enforceable until the discharge by the Landlord of the Bank's guarantee. The Bank shall remain liable under the guarantee for the guaranteed obligations as if it were a principal debtor. As at the balance sheet date, the remaining term on the lease was 8 years and 6 months, with future rental obligations of £1.45 million.

25. PENSION COMMITMENTS

The Bank operates a defined benefit pension scheme ("the Scheme"). It was formed to provide retirement benefits to employees of the Bank and their dependents. Benefits are also provided for the surviving spouses of members who die either in service or in retirement, together with lump sum benefits where appropriate. This scheme was closed to new entrants with effect from 15 November 2004. However, employees who were part of Bank of Baroda parent Bank before the setup of Bank of Baroda (UK) Ltd, transferred to the Bank under a current multi-employer transfer scheme of the pension which is part of the pension scheme of 2004. Since 2005, for new employees, the Bank has established a Stakeholder Pension Scheme (Defined Contribution Pension) with Legal & General.

The Scheme was established under an irrevocable Deed of Trust. The Deed determines the appointment of trustees to the fund. The scheme is managed by a corporate trustee accountable to the pension scheme members. The trustees of the fund are required to act in the best interests of the beneficiaries.

Pension benefits depend on the age, length of service and salary level of the members.

A full actuarial valuation of the defined benefit scheme was carried out at 31 March 2024 by a qualified independent actuary. Contributions to the scheme are made by the Bank based on the advice of the actuary and with the aim of making good the deficit over the remaining working life of the employees.

There were no changes to the scheme during the year and no amounts owing to the scheme at the year end.

Reconciliation of present value of plan liabilities:

	2024	2023
	£000	£000
Reconciliation of present value of plan liabilities		
Opening value of scheme defined benefit obligation	834	934
Current service cost	75	184
Interest cost	40	27
Benefits paid	(11)	(35)
Actuarial loss on value of scheme defined benefit obligation	(8)	(276)
At the end of the year	930	834

Reconciliation of present value of plan assets:

	2024	2023
	£000	£000
Opening fair value of scheme assets	762	765
Interest income	39	22
Contributions	153	163
Benefits paid	(11)	(35)
Actuarial loss on scheme assets	(13)	(153)
Closing fair value of scheme assets	930	762

Composition of plan assets:

	2024	2023
	£000	£000
Equities	595	468
Bonds	335	294
Total plan assets	930	762

	2024	2023
	£000	£000
Fair value of scheme assets	930	762
Present value of scheme liabilities	(930)	(834)
Net pension scheme liability	(0)	(72)

The amounts recognised in profit or loss are as follows:

	2024	2023
	£000	£000
Current service cost	75	184
Interest cost	1	5
Total expenses	76	189

Remeasurement of the net defined benefit obligation:

Experience loss on scheme assets	(13)	(153)
Experience gain / (loss) arising on scheme liabilities	4	(102)
Actuarial gain from change in assumptions	4	378
	(5)	123

The amount of actuarial gains / (losses) recognised in the Statement of comprehensive income was £(5,000) (2023: Income £123,000).

Principal actuarial assumptions at the Balance sheet date (expressed as weighted averages):

	2024	2023
	%	%
Discount rate	4.65	4.62
Pension inflation (RPI)	3.25	3.28
Salary increases	2.75	3.28
Pension increases in payment:		
- RPI, max 2.5% (post 6 April 1997)	2.20	2.21
Pension increases during deferment:		
- CPI, max 2.5%	2.50	2.21
Mortality	2024	2023
Base tables	S3NA base tables, +5% males, +10% females	S3NA base tables, +5% males, +10% females
Improvements	CMI 2022 with LTI 1.25% p.a. (M) & LTI 1.00% p.a. (F)	CMI 2021 with LTI 1.25% p.a. (M) & LTI 1.00% p.a. (F)
Cash commutation	100% of max allowance	100% of max allowance
Withdrawal rates	Nil	Nil
Age at retirement	Actives: 40% at 65, 60% at 68 Deferreds: 100% at 60	Actives: 40% at 65, 60% at 68 Deferreds: 100% at 60
Proportion married	90% of males, 80% of females	90% of males, 80% of females
Age difference	Females 3 years younger	Females 3 years younger
S-Kappa	7	7
A Parameter	0%	0%

26. COMMITMENTS UNDER OPERATING LEASES

Operating Lease:

During the year £313,000 (2023: £478,000) was recognised as an expense in the profit and loss account in respect of operating leases.

Operating Lease Commitments:

The total of future minimum lease payments for lease of the branches of the Bank, under non-cancellable operating leases, are as follows:

	2024	2023
	£000	£000
Less than one	163	364
In one to five years	206	1,049
In over five years	-	744
	369	2,157

27. CONTROLLING PARTY

The Bank is wholly owned by Bank of Baroda Limited, a Bank incorporated in India. The consolidated financial statements of the parent Bank can be obtained at Investor Services Department, Bank of Baroda, 7th Floor, Baroda Corporate Centre, C-26, G- Block, Bandra- Kurla Complex, Mumbai, 400051, India. The financial statements of the parent Bank are also available on the parent company's website, www.bankofbaroda.com.

28. EVENTS AFTER REPORTING DATE

As described in the Directors' report, on 14 July 2023 the Bank formally announced and commenced the solvent wind down of its activities with the intention of surrendering its deposit taking licence. The Bank has closed 7 branches in April and May 2024 as part of SWD. All the activities of closed branches including customer complaints and deposits are being managed by Southall branch and London Main office branch of the Bank.

Subsequent to the financial year end, the Bank received formal claims from former employees related to potential breaches of contract in connection to redundancy payments made as part of the winding down of the Bank's operation. The Bank believes the claims are not well founded and expects to fully reject all claims made and that it would be successful in any defence against such a claim. As such, any potential liability arising under such claims is regarded as remote and no provision has been made in respect of them. In addition, the Bank has been made aware that further claims may be made by former employees related to their employment at the Bank, though no formal notification has been made at the balance sheet date. An estimate of the financial effect of these claims cannot be made at this time.

As part of the Bank's SWDP, on 23 August 2024, the Bank sent a letter to all remaining fixed term deposit ('FTD') account holders (40 accounts with a balance of £1.48m) and where the account was not linked to any open loan account, giving them 90 days advance notice of the closure of their account (as permitted under the general terms and conditions of the accounts). Any accounts not closed within this period will be transferred to a holding account and can be reclaimed by the customer. The funds will continue to be protected to the extent permitted under the FSCS.

After March 2024, several former employees made redundant filed claims against the Bank, citing breaches of redundancy terms under the 1993 Security Agreement and various forms of discrimination, following the Bank's decision to decline an ACAS conciliation offer. While a few claimants have proceeded to tribunal hearings, others are anticipated to pursue claims in the County Court based on tribunal outcomes. Legal advice indicates a reasonable likelihood (greater than 50%) of successfully defending both current and potential claims, instilling confidence in the Bank's ability to manage these challenges effectively. As the matter remains sub judice, the Bank has refrained from disclosing the potential settlement value to avoid prejudicing the outcome.

29. PILLAR III DISCLOSURE

The regulatory disclosures made in order to comply with the EU Directive and Regulation implementing the Basel capital framework ("the Pillar III disclosures") are available at the Bank's website (www.bankofbarodauk.com).

